

CM 22029-SABOURAUD DEXTROSE AGAR (as per USP/BP/EP/JP/IP)

INTENDED USE

For selection, isolation and cultivation of yeasts and fungi.

PRODUCT SUMMARY AND EXPLANATION

Sabouraud Dextrose Agar is a modification of the formulation described by Sabouraud for the cultivation of fungi (yeasts, molds), and aciduric microorganisms. Sabouraud Dextrose Agar is recommended for microbiological examination of non-sterile products in accordance with the harmonized method of USP/EP/BP/JP. This medium is also employed in microbial limit tests in pharmaceutical testing, food, cosmetics, and clinical specimens.

COMPOSITION

Ingredients	Gms / Ltr
Dextrose	40.000
Agar	15.000
Mixture of Peptone and Tryptone (1:1)	10.000

PRINCIPLE

Peptone and Tryptone provide carbonaceous, nitrogenous compounds, long chain amino acids, vitamins and other essential growth nutrients. Dextrose (Glucose) provides an energy source. High dextrose concentration and low pH favors fungal growth and inhibits contaminating bacteria from the samples. Agar is added as a solidifying agent.

INSTRUCTION FOR USE

- Dissolve 65.00 grams of the medium in 1000 ml distilled water.
- Gently heat to boiling with gentle swirling to dissolve the medium completely.
- Sterilize by autoclaving at 15 psi (121°C) for 15 minutes.
- Cool to 45 - 50°C.
- Mix well and pour into sterile Petriplate.

QUALITY CONTROL SPECIFICATIONS

Appearance of Powder	:	Cream to yellow colour, homogeneous free flowing powder
Appearance of prepared medium	:	Light amber colour, clear to slightly opalescent gel
pH (at 25°C)	:	5.6±0.2

INTERPRETATION

Cultural characteristics observed after incubation.

Microorganism	ATCC	Inoculum (CFU/ml)	Growth	Appearance of colony	Zone Diameter/ Recovery	Incubation Temp.	Incubation Period
<i>Aspergillus brasiliensis</i>	16404	10-100	Luxuriant	White mycelium, black spores	≥ 70%	20-25°C	≤ 5 Days
<i>Trichoderma viride</i>	52440	Point Inoculation	Luxuriant	Cottony bluish-green	Good zone diameter	20-25°C	5 Days
<i>Trichophyton mentagrophytes</i>	9533	Point Inoculation	Luxuriant	White to cream colour, downy to fluffy	Good zone diameter	20-25°C	≤ 5 Days



<i>Candida albicans</i>	10231	50-100	Luxuriant	Whitish convex, entire dimorphic	≥ 70%	30-35°C	18-48 hours
<i>Candida albicans</i>	10231	50-100	Luxuriant	Whitish convex, entire dimorphic	≥ 70%	20-25°C	<=3 days
<i>Candida krusei</i>	6258	50-100	Luxuriant	Greyish white, flat, circular, dimorphic	≥ 70%	30-35°C	18-48 hours
<i>Saccharomyces cerevisiae</i>	9763	50-100	Luxuriant	White to cream, flat, smooth, moist, glistening or dull, glabrous	≥ 70%	30-35°C	18-48 hours
<i>Penicillium corylophilum</i>	20203	Point Inoculation	Luxuriant	Greyish green	Good zone diameter	20-25°C.	5 Days

#Formerly known as *Aspergillus niger*

PACKAGING

In 100 & 500 gm packaging size.

STORAGE

Dehydrated powder, hygroscopic in nature, store in a dry place, in tightly-sealed containers below 25°C and protect from direct sunlight. Under optimal conditions, the medium has a shelf life of 4 years. When the container is opened for the first time, note the time and date on the label space provided on the container. After the desired amount of medium has been taken out replace the cap tightly to protect from hydration.













Product Deterioration: Do not use, if powder show evidence of microbial contamination, discoloration, drying, or other signs of deterioration.

DISPOSAL

After use, prepared plates, specimen/sample containers and other contaminated materials must be sterilized before discarding.

REFERENCES

1. Bacteriological Analytical Manual, 8th Edition, Revision A, 1998. AOAC, Washington D.C.
2. Carlier G. I. M., 1948, Brit. J. Derm. Syph., 60:61.
3. British Pharmacopoeia, 2017, The Stationery office British Pharmacopoeia
4. European Pharmacopoeia, 2016, European Dept. for the quality of Medicines.
5. Japanese Pharmacopoeia, 2016. Revision :03 / 2019 7
6. Indian Pharmacopoeia, 2018 Ministry of Health and Family Welfare, Govt. of India.
7. The United States Pharmacopoeia, 2019 The United States Pharmacopoeial Convention. Rockville, MD.
8. Sabouraud K., 1892, Ann. Dermatol. Syphilol, 3:1061

 GMP Good Manufacturing Practices Certified	 IVD For In Vitro Diagnostic Use	 QTY. Quantity	 LOT/ B. NO. Lot / Batch Number	 REF Catalogue Number	 Manufacturer
 Temperature Unit	 EC REP Authorized Representative <small>MedNet GmbH Barkstrasse 10, 48163 Moenster, Germany</small>	 European Conformity	 QR Code	 Consults Instructions for Use	 Best Before

NOTE: Please consult the Material Safety Data Sheet for information regarding hazards and safe handling Practices.

***For professional use only.**

