

CM 22030 - SABOURAUD DEXTROSE BROTH (as per USP/BP/EP/JP/IP)

INTENDED USE

For selection, isolation & cultivation of yeasts, molds and aciduric microorganisms.

PRODUCT SUMMARY AND EXPLANATION

Sabouraud Dextrose Broth is a modification of Dextrose Agar described by Sabouraud. Emmons modified the formulation by Sabouraud. It is useful for the cultivation of fungi. This medium is in accordance with the harmonized method of USP/EP/BP/JP and is recommended for microbiological examination of non-sterile products. Sabouraud Dextrose Media is used for cultivating pathogenic & commensal fungi. The high dextrose concentration and acidic pH of the formula permits selectivity of fungi. Sabouraud Dextrose Broth is used for the determination of fungistatic activity in sterile and non-sterile food & beverage, and cosmetic products.

COMPOSITION

Ingredients	Gms / Ltr
Dextrose	20.000
Mixture of Peptic digest of animal tissue and Pancreatic digest of Casein (1:1)	10.000

PRINCIPLE

Peptic digest of animal tissues and pancreatic digest of casein provides nitrogenous compounds essential for the growth of fungi. Dextrose acts as the energy source.

INSTRUCTION FOR USE

- Dissolve 30.00 grams of the medium in 1000 ml distilled water.
- Gently heat to boiling with gentle swirling to dissolve the medium completely.
- Dispense into the tubes or flasks as desired.
- Sterilize by autoclaving at 15 psi (121°C) for 15 minutes.
- Cool to 45 - 50°C before use.

QUALITY CONTROL SPECIFICATIONS

Appearance of Powder	:	Cream to yellow colour, homogeneous free flowing powder
Appearance of prepared medium	:	Light amber colour, clear solution
pH (at 25°C)	:	5.6±0.2

INTERPRETATION

Cultural characteristics observed after incubation.

Microorganism	ATCC	Inoculum (CFU/ml)	Growth	Incubation Temperature	Incubation Period
#Aspergillus brasiliensis	16404	10-100	Luxuriant	20-25°C	<=5 days
Trichophyton mentagrophytes	9533	Point Inoculation	Luxuriant	20-25°C	5 Days
Candida albicans	10231	50-100	Luxuriant	30-35°C	18-48 Hours
Candida albicans	10231	50-100	Luxuriant	20-25°C	<=5 days
Candida krusei	6258	100	Luxuriant	30-35°C	18-48 Hours
Saccharomyces cerevisiae	9763	50-10	Luxuriant	20-25°C	<=5 days
Trichoderma viride	52440	Point	Luxuriant	20-25°C	5 Days



Inoculation

#Formerly known as Aspergillus niger

PACKAGING:

In100&500gm packaging size.

STORAGE

Dehydrated powder, hygroscopic in nature, store in a dry place, in tightly-sealed containers between 10 - 25°C and protect from direct sunlight. Under optimal conditions, the medium has a shelf life of 4 years. When the container is opened for the first time, note the time and date on the label space provided on the container. After the desired amount of medium has been taken out replace the cap tightly to protect from hydration.




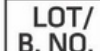








Product Deterioration: Do not use, if powder show evidence of microbial contamination, discoloration, drying, or other signs of deterioration.

DISPOSAL

After use, prepared plates, specimen/sample containers and other contaminated materials must be sterilized before discarding.

REFERENCES

1. Sabouraud K., 1892, Ann. Dermatol. Syphilol, 3:1061
2. Jarett, L., and A. C. Sonnenwirth (eds.). 1980. Gradwohl's and parasitic infections, 7th ed. American Public Health Association, Washington, D.C
3. British Pharmacopoeia, 2017, The Stationery office British Pharmacopoeia
4. European Pharmacopoeia, 2016, European Dept. for the quality of Medicines.
5. Japanese Pharmacopoeia, 2016. Revision :03 / 2019 7
6. Indian Pharmacopoeia, 2018 Ministry of Health and Family Welfare, Govt. of India.
7. The United States Pharmacopoeia, 2019 The United States Pharmacopoeial Convention. Rockville, MD.

 GMP Good Manufacturing Practices Certified	 IVD For In Vitro Diagnostic Use	 QTY. Quantity	 LOT/ B. NO. Lot / Batch Number	 REF Catalogue Number	 Manufacturer
 Temperature Unit	 EC REP Authorized Representative <small>MedNet GmbH Barkstrasse 10, 48163 Münster, Germany</small>	 European Conformity	 QR Code	 Consults Instructions for Use	 Best Before

NOTE: Please consult the Material Safety Data Sheet for information regarding hazards and safe handling Practices.

*For professional use only.

