

CM 22032-SOYBEAN CASEIN DIGEST MEDIUM (TRYPTONE SOYA BROTH) (CASO BROTH) (as per USP/EP/BP/JP/IP)

INTENDED USE

For cultivation of wide variety of microorganisms recommended for sterility testing of molds and lower bacteria.

PRODUCT SUMMARY AND EXPLANATION

Soybean casein digest medium (as per USP/EP/JP/BP/IP) is used for cultivation of microorganism and sterility testing of molds and bacteria. This medium is used for the sensitivity testing of antimicrobial agents by the tube dilution method. It is also employed in diagnostic research in microbiology. This medium is used as a diluent and suspending medium for preparation of samples or test strains. It is also employed in sample preparation for testing of products, wherein incubation is carried out, only to serve sufficient resuscitation of the cell, while avoiding multiplication of the organism.

COMPOSITION

Ingredients	Gms / Ltr
Pancreatic digest of Casein	17.000
Sodium chloride	5.000
Papaic digest of Soybean	3.000
Dipotassium hydrogen phosphate	2.500
Glucose	2.500

PRINCIPLE

Papaic digest of soybean meal and pancreatic digest of casein makes this medium nutritious by providing amino acids and long chain peptides for the growth of microorganisms. Natural sugars in soybean promote growth of fastidious organism. Dipotassium hydrogen phosphate serves as the buffer in the medium. Sodium chloride maintains the osmotic balance. Glucose is the fermentable source of carbon.

INSTRUCTION FOR USE

- Dissolve 30.00 grams in 1000 ml distilled water.
- Gently heat to dissolve the medium completely.
- Dispense in tubes or flasks as desired.
- Sterilize by autoclaving at 15 psi (121°C) for 15 minutes.

Note: If any fibres are observed in the solution, it is recommended to filter the solution through a 0.22 micron filter to eliminate the possibility of presence of fibres.

QUALITY CONTROL SPECIFICATIONS

Appearance of Powder	:	Cream to yellow colour homogeneous free flowing powder
Appearance of prepared medium	:	Light yellow colour, clear solution
pH (at 25°C)	:	7.3±0.2

INTERPRETATION

Cultural characteristics observed after incubation.

Microorganism	ATCC	Inoculum (CFU/ml)	Growth	Incubation Temperature	Incubation Period
Growth promotion					



<i>Staphylococcus aureus</i>	6538	50-100	Luxuriant	30-35°C	18-24 Hours
<i>Staphylococcus aureus</i>	25923	50-100	Luxuriant	30-35°C	18-24 Hours
<i>Escherichia coli</i>	8739	50-100	Luxuriant	30-35°C	18-24 Hours
<i>Escherichia coli</i>	25922	50-100	Luxuriant	30-35°C	18-24 Hours
<i>Pseudomonas aeruginosa</i>	9027	50-100	Luxuriant	30-35°C	18-24 Hours
<i>Pseudomonas aeruginosa</i>	27853	50-100	Luxuriant	30-35°C	18-24 Hours
<i>Bacillus subtilis</i>	6633	50-100	Luxuriant	30-35°C	18-24 Hours
<i>Salmonella typhimurium</i>	14028	50-100	Luxuriant	30-35°C	18-24 Hours
<i>Micrococcus luteus</i>	9341	50-100	Luxuriant	30-25°C	18-24 Hours
<i>Streptococcus pneumoniae</i>	6305	50-100	Luxuriant	30-35°C	18-24 Hours
<i>Candida albicans</i>	10231	50-100	Luxuriant	30-35°C	<=5 Days
<i>Candida albicans</i>	2091	50-100	Luxuriant	30-35°C	<=5 Days
#Aspergillus brasiliensis	16404	50-100	Luxuriant	30-35°C	<=5 Days
Sterility Testing (Growth promotion+ Validation)					
<i>Staphylococcus aureus</i>	6538	50-100	Luxuriant	20-25°C	<=3 Days
<i>Staphylococcus aureus</i>	25923	50-100	Luxuriant	20-25°C	<=3 Days
<i>Escherichia coli</i>	8739	50-100	Luxuriant	20-25°C	<=3 Days
<i>Escherichia coli</i>	25922	50-100	Luxuriant	20-25°C	<=3 Days
<i>Pseudomonas aeruginosa</i>	9027	50-100	Luxuriant	20-25°C	<=3 Days
<i>Pseudomonas aeruginosa</i>	27853	50-100	Luxuriant	20-25°C	<=3 Days
<i>Bacillus subtilis</i>	6633	50-100	Luxuriant	20-25°C	<=3 Days
<i>Salmonella typhimurium</i>	14028	50-100	Luxuriant	20-25°C	<=3 Days
<i>Streptococcus pneumoniae</i>	6305	50-100	Luxuriant	20-25°C	<=3 Days
<i>Micrococcus luteus</i>	9341	50-100	Luxuriant	20-25°C	<=3 Days
<i>Candida albicans</i>	10231	50-100	Luxuriant	20-25°C	<=5 Days
<i>Candida albicans</i>	2091	50-100	Luxuriant	20-25°C	<=5 Days
#Aspergillusbrasiliensis	16404	50-100	Luxuriant	20-25°C	<=5 Days

#Formerly Known as Aspergillus niger

PACKAGING

In100&500gm packaging size.

STORAGE

Dehydrated powder, hygroscopic in nature, store in a dry place, in tightly-sealed containers below 25°C and protect from direct sunlight. Under optimal conditions, the medium has a shelf life of 4 years. When the container is opened for the first time, note the time and date on the label space provided on the container. After the desired amount of medium has been taken out replace the cap tightly to protect from hydration.

Product Deterioration: Do not use, if powder show evidence of microbial contamination, discoloration, drying, or other signs of deterioration.

DISPOSAL










After use, prepared plates, specimen/sample containers and other contaminated materials must be sterilized before discarding.

REFERENCES

1. British Pharmacopoeia, 2016, The Stationery Office British Pharmacopoeia
2. European Pharmacopoeia, 2017, European Dept. for the quality of Medicines.
3. Japanese Pharmacopoeia, 2016.



4. Indian Pharmacopoeia, 2018, Govt. of India, the controller of Publication, Delhi, India.
5. The United States Pharmacopoeia, 2019, the United States Pharmacopoeial Convention. Rockville, MD.
6. Wright and Welch, 1959-60, Antibiotics Ann., 61.

 GMP Good Manufacturing Practices Certified	 Best Before	 QTY. Quantity	 REF Catalogue Number	 Manufacturer
 Temperature Unit	 LOT/ B. NO. Lot / Batch Number	 Consults Instructions for Use	 QR Code	

NOTE: Please consult the Material Safety Data Sheet for information regarding hazards and safe handling Practices.

***For professional use only.**