

## **CM 22033 - SOYBEAN CASEIN DIGEST MEDIUM (TRYPTONE SOYA BROTH) (CASO BROTH) (as per USP/EP/BP/JP/IP) (VEG.)**

### INTENDED USE

For cultivation of wide variety of microorganisms recommended for sterility testing of molds and lower bacteria.

### PRODUCT SUMMARY AND EXPLANATION

Cetrimide Agar was described by King et al. This media formulation is in accordance with the harmonized method of USP/EP/BP/JP/IP. It is used as a selective medium for the isolation of *Pseudomonas aeruginosa* from pharmaceutical products. This medium is also recommended for microbial limit testing of non-sterile products. Lowbury first reported the use of cetrimide as an agent for selective isolation of *Pseudomonas* spp. This medium is also used for determining the ability of an organism to produce fluorescein and pyocyanin.

### COMPOSITION

Ingredients	Gms / Ltr
Veg. hydrolysate	17.000
Sodium chloride	5.000
Soya Peptone	3.000
Dipotassium hydrogen phosphate	2.500
Glucose	2.500

### PRINCIPLE

Veg. hydrolysate and soya peptone makes this medium nutritious by providing amino acids and long chain peptides for the growth of microorganisms. Dipotassium hydrogen phosphate serves as the buffer in the medium. Sodium chloride maintains the osmotic balance. Glucose is the fermentable source of carbon.

### INSTRUCTION FOR USE

- Dissolve 30.00 grams in 1000 ml distilled water.
- Gently heat to boiling with swirling to dissolve the medium completely.
- Dispense in tubes or flasks as desired.
- Sterilize by autoclaving at 15 psi (121°C) for 15 minutes.
- Cool to room temperature before use.

### QUALITY CONTROL SPECIFICATIONS

Appearance of Dehydrated powder	:	
Appearance of Prepared medium	:	Cream to yellow colour, homogeneous free flowing powder
pH (at 25°C)	:	Light yellow colour, clear solution
	:	7.3±0.2

### INTERPRETATION

Cultural characteristics observed after incubation.

Microorganism	ATCC	Inoculum (CFU/ml)	Growth	Incubation Temperature	Incubation Period
<b>Growth promotions</b>					
<i>Staphylococcus aureus</i>	6538	50-100	Luxuriant	30-35°C	18-24 Hours



Staphylococcus aureus	25923	50-100	Luxuriant	30-35°C	18-24 Hours
Escherichia coli	8739	50-100	Luxuriant	30-35°C	18-24 Hours
Escherichia coli	25922	50-100	Luxuriant	30-35°C	18-24 Hours
Pseudomonas aeruginosa	9027	50-100	Luxuriant	30-35°C	18-24 Hours
Pseudomonas aeruginosa	27853	50-100	Luxuriant	30-35°C	18-24 Hours
Bacillus subtilis	6633	50-100	Luxuriant	30-35°C	18-24 Hours
Salmonella typhimurium	14028	50-100	Luxuriant	30-35°C	18-24 Hours
Streptococcus pneumoniae	6305	50-100	Luxuriant	30-35°C	18-24 Hours
Micrococcus luteus	9341	50-100	Luxuriant	30-35°C	18-24 Hours
Candida albicans	10231	50-100	Luxuriant	30-35°C	<=5 Days
Candida albicans	2091	50-100	Luxuriant	30-35°C	<=5 Days
#Aspergillus brasiliensis	16404	10-100	Luxuriant	30-35°C	<=5 Days
<b>Sterility Testing (Growth promotion+ Validation)</b>					
Staphylococcus aureus	6538	50-100	Luxuriant	20-25°C	<=3 Days
Staphylococcus aureus	25923	50-100	Luxuriant	20-25°C	<=3 Days
Escherichia coli	8739	50-100	Luxuriant	20-25°C	<=3 Days
Escherichia coli	25922	50-100	Luxuriant	20-25°C	<=3 Days
Pseudomonas aeruginosa	9027	50-100	Luxuriant	20-25°C	<=3 Days
Pseudomonas aeruginosa	27853	50-100	Luxuriant	20-25°C	<=3 Days
Bacillus subtilis	6633	50-100	Luxuriant	20-25°C	<=3 Days
Salmonella typhimurium	14028	50-100	Luxuriant	20-25°C	<=3 Days
Streptococcus pneumoniae	6305	50-100	Luxuriant	20-25°C	<=3 Days
Micrococcus luteus	9341	50-100	Luxuriant	20-25°C	<=3 Days
Candida albicans	10231	50-100	Luxuriant	20-25°C	<=5 Days
Candida albicans	2091	50-100	Luxuriant	20-25°C	<=5 Days
#Aspergillus brasiliensis	16404	10-100	Luxuriant	20-25°C	<=5 Days

#Formerly known as Aspergillus niger.

#### PACKAGING

In 100 & 500 gm packaging size.

#### STORAGE

Dehydrated powder, hygroscopic in nature, store in a dry place, in tightly-sealed containers 10-25°C and protect from direct sunlight. Under optimal conditions, the medium has a shelf life of 4 years. When the container is opened for the first time, note the time and date on the label space provided on the container. After the desired amount of medium has been taken out replace the cap tightly to protect from hydration.

Product Deterioration: Do not use, if powder show evidence of microbial contamination, discoloration, drying, or other signs of deterioration.

#### DISPOSAL







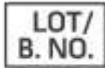


After use, prepared plates, specimen/sample containers and other contaminated materials must be sterilized before discarding.

#### REFERENCES

1. British Pharmacopoeia, 2016, The Stationery Office British Pharmacopoeia
2. European Pharmacopoeia, 2017, European Dept. for the quality of Medicines.
3. Japanese Pharmacopoeia, 2016.
4. Indian Pharmacopoeia, 2018, Govt. of India, the controller of Publication, Delhi, India.
5. The United States Pharmacopoeia, 2019, The United States Pharmacopoeial Convention. Rockville, MD.



6. Wright and Welch, 1959-60, Antibiotics Ann., 61.

 GMP Good Manufacturing Practices Certified	 Best Before	 QTY. Quantity	 REF Catalogue Number	 Manufacturer
 Temperature Unit	 LOT/ B. NO. Lot / Batch Number	 Consults Instructions for Use	 QR Code	

NOTE: Please consult the Material Safety Data Sheet for information regarding hazards and safe handling Practices.

\*For professional use only.

rd

