

CM 22096 – SALINE PEPTONE WATER W/ 6% NaCl (ISO 21872-1-2017)

INTENDED USE

Recommended as a biochemical test to distinguish between *Vibrio* species based on salt tolerance.

PRODUCT SUMMARY AND EXPLANATION

Vibrio species are fairly easy to isolate from both food, animal feed and environmental samples in the area of food production and food handling. This medium is recommended to isolate and differentiate *Vibrio alginolyticus* from other *Vibrio* species based on its salt tolerance. This medium is recommended by ISO to isolate *Vibrio* species from food, animal feeding stuff and environmental samples from areas in food production and food handling. *Vibrio cholerae* is a non-halophilic *Vibrio*, which cannot grow in media with a concentration of sodium chloride greater than 5-6% and is able to grow in media lacking NaCl. All other *Vibrio* species except *Vibrio alginolyticus* are able to grow in this medium.

COMPOSITION

Ingredients	Gms / Ltr
Peptone	10.000
Sodium chloride	60.000

PRINCIPLE

The medium consists of Peptone which provides the necessary nitrogen compounds, carbon, vitamins and also some trace ingredients necessary for the growth of bacteria. Sodium chloride maintains the osmotic equilibrium of the medium and serves as a selective and inhibitory agent to other microorganisms except *Vibrio alginolyticus*.

INSTRUCTION FOR USE

Dissolve 70.0 grams in 1000 ml purified / distilled water.

Heat if necessary to dissolve the medium completely.

Dispense into tubes or flasks as desired. Sterilize by autoclaving at 15 psi pressure (121°C) for 15 minutes.

QUALITY CONTROL SPECIFICATIONS

Appearance of Powder : Off white to yellow homogeneous free flowing powder.

Appearance of prepared medium : Colourless to pale yellow coloured clear to slightly opalescent solution.

pH (at 25°C) : 7.5 ± 0.2

INTERPRETATION

Cultural characteristics observed after incubation.

Microorganism	ATCC	Inoculum (CFU/ml)	Growth	Incubation temperature	Incubation Period
<i>Vibrio vulnificus</i>	27562	$\geq 10^3$	Inhibited	35-37°C	20-24 Hours



Vibrio mimicus	33653	$\geq 10^3$	Inhibited	35-37°C	20-24 Hours
Vibrio alginolyticus	17749	50-100	Good-luxuriant	35-37°C	20-24 Hours

PACKAGING:

Inpacksizeof500 gm bottles.

STORAGE

Dehydrated powder, hygroscopic in nature, store in a dry place, in tightly-sealed containers between 25-30°C and protect from direct sunlight. Under optimal conditions, the medium has a shelf life of 4 years. When the container is opened for the first time, note the time and date on the label space provided on the container. After the desired amount of medium has been taken out replace the cap tightly to protect from hydration.













Product Deterioration: Do not use if they show evidence of microbial contamination, discoloration, drying or any other signs of deterioration.

DISPOSAL

Afteruse, prepared plates, specimen/sample containers and other contaminated materials must be sterilized before discarding.

REFERENCES

1. Isenberg, H.D. Clinical Microbiology Procedures Handbook. 2 nd Edition.
2. Jorgensen, J.H., Pfaller , M.A., Carroll, K.C., Funke, G., Landry, M.L., Richter, S.S and Warnock., D.W. (2015) Manual of Clinical Microbiology, 11th Edition. Vol. 1.
3. Microbiology of food and animal feeding stuffs - Horizontal method for detection of potentially enteropathogenic Vibrio spp.- Part 1: International Organization for Standardization (ISO), 21872-1:2017

 GMP Good Manufacturing Practices Certified	 IVD For In Vitro Diagnostic Use	 QTY. Quantity	 LOT/ B. NO. Lot / Batch Number	 REF Cataloge Number	 Manufacturer
 Temperature Unit	 EC REP Authorized Representative <small>MedNet GmbH Birkstrasse 10, 48143 Münster, Germany</small>	 European Conformity	 QR Code	 Consults Instructions for Use	 Best Before

NOTE: Please consult the Material Safety Data Sheet for information regarding hazards and safe handling Practices.

*For LabUse Only

