

CM 22,165 - CHROMOGENIC A. RAMBACH AGAR

INTENDED USE

For detection and isolation of Salmonella species in clinical sample.

PRODUCT SUMMARY AND EXPLANATION

Chromogenic A. Rambach Agar is designed for detection and isolation of Salmonella species from clinical and food samples based on their inability to utilize one chromogenic substrate and form acid with propylene glycol. Salmonella is one of the major causes of food-borne infections and their widespread occurrence demands for large scale testing that are rapid and give accurate results.

COMPOSITION

Ingredients	Gms/Ltr
Part I	
Agar	15.000
Peptone	8.000
Yeast Extract	5.000
Chromogenic mixture	1.700
Sodium deoxycholate	1.000
Part II	
Propylene glycol	10.000 ml

PRINCIPLE

The medium contains peptone and yeast extract that serve as a source of nitrogen, carbon, vitamins and other essential micronutrients. Salmonellae forms acid with propylene glycol, which in addition with the chromogenic mixture, helps in differentiation of non-typhi Salmonella spp. from other members of the enterobacteriaceae. Salmonella spp. produces typical red coloured colonies on this media. Coliform bacteria having β -galactosidase activity splits the chromogen and grows as blue coloured colonies. Whereas other gram negative bacteria lacking the enzyme develop as colourless-light yellow colonies. Sodium deoxycholate makes the media selective by inhibiting the accompanying gram-positive microbes. Agar is used as a solidifying agent.

INSTRUCTION FOR USE

Suspend 30.70 grams of Part I in 990 ml distilled water.

Warm gently with swirling to dissolve the medium completely and add 10 ml of Part II in the boiled media.

Sterilize in a boiling water bath or free flowing steam for 10 minutes. Do not autoclave.

Cool at 40 - 50°C.

Pour into sterile Petri plates.

QUALITY CONTROL SPECIFICATIONS

Appearance of powder	:	Straw coloured, homogeneous free flowing powder
Appearance of prepared medium	:	Yellow coloured, clear to slightly opalescent gel
pH (at 25°C)	:	7.3± 0.2

INTERPRETATION

Cultural characteristics observed after incubation. Recovery rate is considered 100% for bacteria growth on Soya Agar.



Microorganism	ATCC	Inoculum (CFU/ml)	Growth	Colour of colony	Recovery	Incubation Temp.	Incubation Period
Salmonella typhimurium	14028	50-100	Luxuriant	Red	>=50%	35-37°C	18-24 Hours
Salmonella enteritidis	13076	50-100	Luxuriant	Red	>=50%	35-37°C	18-24 Hours
Escherichia coli	25922	50-100	Good	Blue	40-50%	35-37°C	18-24 Hours
Proteus mirabilis	14153	50-100	Good	Light yellow	40-50%	35-37°C	18-24 Hours
Staphylococcus aureus	25923	≥1000	Inhibited	-	0%	35-37°C	18-24 Hours

PACKAGING

In pack size of 500gm bottles.

STORAGE

Dehydrated powder, hygroscopic in nature, store in a dry place, in tightly-sealed containers between 2-8°C and protect from direct sunlight. Under optimal conditions, the medium has a shelf life of 4 years. When the container is opened for the first time, note the time and date on the label space provided on the container. After the desired amount of medium has been taken out replace the cap tightly to protect from hydration.













Product Deterioration: Do not use if powder show evidence of microbial contamination, discoloration, drying or any other signs of deterioration.

DISPOSAL

Afteruse, prepared plates, specimen/sample containers and other contaminated materials must be sterilized before discarding.

REFERENCES

1. Rambach, A. 1990. Appl. Environ. Microbiol. 56: 301-303.
2. Gruenwald, R. Henderson, R.W., Yappow, S. 1991. J. Clin. Microbiol. 29: 2354-2356.
3. Laudat, P. and Wertheimer, J.P. 1992. Revue francaise des laboratoires. N°233: 45-47.

 Good Manufacturing Practices Certified	 For In Vitro Diagnostic Use	 Quantity	 Lot / Batch Number	 Catalogue Number	 Manufacturer
 Temperature Unit	 Authorized Representative <small>MedNet GmbH Birkstrasse 10, 48163 Moenster, Germany</small>	 European Conformity	 QR Code	 Consults Instructions for Use	 Best Before

NOTE: Please consult the Material Safety Data Sheet for information regarding hazards and safe handling Practices.

*For Lab Use Only