

CM 22329 – PEPTONE WATER 0.1%

INTENDED USE

Used as diluent for microbial enumeration purposes.

PRODUCT SUMMARY AND EXPLANATION

Peptonewater is used as a diluent formicrobial enumeration purposes and as well as for cultivation of non-fastidious microorganisms, carbohydrate fermentation studies and indole production test. Peptone used in Peptone water is rich in tryptophan content and can be used to demonstrate the presence of indole using Kovac's reagent. Carbohydrate studies are also possible with the addition of sugars and indicators such as bromocresol purple, phenol red or bromothymol blue.

COMPOSITION

Ingredients	Gms / Ltr
Peptone	1.000

PRINCIPLE

Mediumcontains Peptone which provides nitrogen and carbon source for the growth of microorganisms.

INSTRUCTION FOR USE

Labelthereadytousebottle. Inoculate the sample and Incubate at specified temperature and time.

QUALITY CONTROL SPECIFICATIONS

Appearance of Prepared media	: Clear solution in a glass bottle
Sterility test	: Passes the release criteria.
pH (at 25°C)	: 7.0±0.2

INTERPRETATION

Culturalcharacteristics observed after incubation.

<i>Microorganism</i>	<i>ATCC</i>	<i>Inoculum (CFU/ml)</i>	<i>Growth</i>	<i>Indole production</i>	<i>Incubation Temperature</i>	<i>Incubation Period</i>
Escherichia coli	25922	50 – 100	Luxuriant	Positive	35-37°C	24-48 Hours
Salmonella Typhimurium	14028	50 – 100	Luxuriant	Negative	35-37°C	24-48 Hours
Salmonella Typhi	19430	50 – 100	Luxuriant	Negati ve	35-37°C	24-48 Hours
<i>Staphylococcus aureus</i>	25923	50 - 100	Luxuriant	Negati ve	35-37°C	24-48 Hours



PACKAGING:

Inpacksizeof100 ml X 25.

STORAGE













Onreceipt, store bottles in the dark at 10–25 °C. Avoid freezing and overheating. Do not open until ready to use. Minimize exposure to light. Bottled media stored as labeled until just prior to use may be inoculated up to the expiration date and incubated for the recommended incubation times. Allow the medium to warm to room temperature before inoculation

DISPOSAL

Afteruse,prepared plates, specimen/sample containers and other contaminated materials must be sterilized before discarding.

REFERENCES

1. Edel,W., and E. H. Kampelmacher. Bull World Hlth. Org. 48:167-174. (1973).
2. Angelotti, R. Microbiological quality of foods. Academic Press, New York. (1963).

 GMP Good Manufacturing Practices Certified	 IVD For In Vitro Diagnostic Use	 QTY. Quantity	 LOT/ B. NO. Lot / Batch Number	 REF Cataloge Number	 Manufacturer
 Temperature Unit	 EC REP Authorized Representative <small>MedNet GmbH Barkstrasse 10, 48163 Maastricht, Germany</small>	 European Conformity	 QR Code	 Consults Instructions for Use	 Best Before

NOTE: Please consult the Material Safety Data Sheet for information regarding hazards and safe handling Practices.

*For Lab Use Only

