

CM 22378 – SOYA CASEIN DIGEST MEDIUM (USP/EP/JP/BP/IP)

INTENDED USE

For the evaluation of sterility in manufacturing processes.

PRODUCT SUMMARY AND EXPLANATION

Soybean Casein Digest Medium is recommended as a sterility testing medium in accordance with the harmonized method of USP/EP/BP/JP/IP. It is used for the sensitivity testing of antimicrobial agents by the tube dilution method. It is also employed in diagnostic research in microbiology. This medium is used as a diluent and suspending medium for preparation of samples or test strains. It is also employed in sample preparation for testing of products, wherein incubation is carried out, only to serve sufficient resuscitation of the cell, while avoiding multiplication of the organism.

COMPOSITION

Ingredients	Gms / Ltr
Tryptone	17.000
Soya peptone	3.000
Sodium chloride	5.000
Glucose monohydrate	2.500
Dipotassium hydrogen phosphate	2.500

PRINCIPLE

The combination of tryptone and soya peptone makes this medium nutritious by providing nitrogenous, carbonaceous compounds, long chain amino acids, vitamins and other minerals for the growth of microorganisms. Natural sugars in soybean promote growth of fastidious organism. Glucose monohydrate is the fermentable source of carbon and dipotassium hydrogen phosphate serves as the buffer in the medium. Sodium chloride maintains the osmotic balance of the medium.

INSTRUCTION FOR USE

Label the ready to use bottle. Inoculate 50-100 cfu sample and incubate at specified temperature and time.

QUALITY CONTROL SPECIFICATIONS

Appearance of Prepared media : Light yellow coloured clear solution.
Sterility test : Passes the release criteria.
pH (at 25°C) : 7.3±0.2

INTERPRETATION

Cultural characteristics observed after incubation.

Microorganism	ATCC	Inoculum (CFU/ml)	Growth	Incubation Temperature	Incubation Period
Escherichia coli	8739	50 – 100	Luxuriant	30-35°C	18-24 Hours



Escherichia coli	25922	50 – 100	Luxuriant	30-35°C	18-24 Hours
Staphylococcus aureus subsp. aureus	6538	50 – 100	Luxuriant	30-35°C	18-24 Hours
Staphylococcus aureus subsp. aureus	25923	50 - 100	Luxuriant	30-35°C	18-24 Hours
Pseudomonas aeruginosa	9027	50 – 100	Luxuriant	30-35°C	18-24 Hours
Pseudomonas aeruginosa	27853	50 – 100	Luxuriant	30-35°C	18-24 Hours
Bacillus subtilis subsp. spizizenii	6633	50 – 100	Luxuriant	30-35°C	18-24 Hours
Salmonella Typhimurium	14028	50 - 100	Luxuriant	30-35°C	18-24 Hours
Micrococcus luteus	9341	50 - 100	Luxuriant	30-35°C	18-24 Hours
Streptococcus pneumoniae	6305	50 - 100	Luxuriant	30-35°C	18-24 Hours
Candida albicans	10231	10 - 100	Luxuriant	30-35°C	24-48 Hours
Aspergillus brasiliensis	16404	10 - 100	Luxuriant	30-35°C	48-72 Hours
Sterility testing- Growth promotion+ Validation					
Candida albicans	2091	10 - 100	Luxuriant	<=5 Days	20-25°C
Candida albicans	10231	10 - 100	Luxuriant	<=3 Days	20-25°C
Aspergillus brasiliensis	16404	10 - 100	Luxuriant	<=5 Days	20-25 °C
Streptococcus pneumoniae	6305	50 - 100	Luxuriant	<=5 Days	20-25°C



Pseudomonas aeruginosa	27853	50 - 100	Luxuriant	<=3 Days	20-25°C
Micrococcus luteus	9341	50 - 100	Luxuriant	<=3 Days	20-25°C
Salmonella Typhimurium	14028	50 - 100	Luxuriant	<=3 Days	20-25°C
Staphylococcus aureus subsp. aureus	6538	50 - 100	Luxuriant	<=3 Days	20-25°C
Escherichia coli	8739	50 - 100	Luxuriant	<=3 Days	20-25°C
Escherichia coli	25922	50 - 100	Luxuriant	<=3 Days	20-25°C
Pseudomonas aeruginosa	9027	50 - 100	Luxuriant	<=3 Days	20-25°C
Bacillus subtilis subsp. spizizenii	6633	50 - 100	Luxuriant	<=3 Days	20-25°C
Staphylococcus aureus subsp. aureus	25923	50 - 100	Luxuriant	<=3 Days	20-25°C

PACKAGING:

This media differ from other series of Ready to Use sterile media by having narrow mouth bottle.
In a pack size of 100 ml x 25, 200 ml x 20 and 500 ml x 6 bottles

STORAGE

On receipt, store bottles in the dark at 10–25 °C. Avoid freezing and overheating. Do not open until ready to use. Minimize exposure to light. Bottled media stored as labeled until just prior to use may be inoculated up to the expiration date and incubated for the recommended incubation times. Allow the medium to warm to room temperature before inoculation







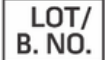


DISPOSAL

After use, prepared plates, specimen/sample containers and other contaminated materials must be sterilized before discarding.

REFERENCES

1. British Pharmacopoeia, 2016, The Stationery office British Pharmacopoeia
2. European Pharmacopoeia, 2017, European Dept. for the quality of Medicines
3. Indian Pharmacopoeia, 2018, Govt. of India, the controller of Publication, Delhi, India.
4. Isenberg, H.D. Clinical Microbiology Procedures Handbook. 2nd Edition.
5. Japanese Pharmacopoeia, 2016. 8. Wright and Welch, 1959-60, Antibiotics Ann., 61.
6. Jorgensen, J.H., Pfaller, M.A., Carroll, K.C., Funke, G., Landry, M.L., Richter, S.S and Warnock., D.W. (2015) Manual of Clinical Microbiology, 11th Edition. Vol. 1.
7. The United States Pharmacopoeia, 2019, The United States Pharmacopoeial Convention. Rockville, MD.
8. Wright and Welch, 1959-60, Antibiotics Ann., 61.



 GMP Good Manufacturing Practices Certified	 Best Before	 QTY. Quantity	 REF Catalogue Number	 Manufacturer
 Temperature Unit	 LOT/ B. NO. Lot / Batch Number	 Consults Instructions for Use	 QR Code	

NOTE: Please consult the Material Safety Data Sheet for information regarding hazards and safe handling Practices.
*For LabUse Only

