

CM 22418 - SOYABEAN CASEIN DIGEST AGAR PLATE W/LECITHIN AND POLYSORBATE 80 (TRYPTONE SOYA AGAR PLATE W/LECITHIN AND POLYSORBATE 80 (-IRRADIATED) (TRIPLE PACK)

INTENDED USE

For determining of sanitization of containers, equipment's, surfaces, water miscible cosmetics etc.

PRODUCT SUMMARY AND EXPLANATION

Soyabean casein Digest Agar Plate w/ Lecithin and Polysorbate 80 (90mm) plates are recommended for the isolation of microorganisms from environmental surfaces and is used primarily to monitor microbial contamination, enumerate the number of microbial colonies growing on a variety of surfaces sanitized with quaternary ammonium compounds, and to assist in determining surface sanitation.

The media are gamma irradiated in the packaging material to assure a reduction of the microbial load potentially present in the medium, on the dishes, and on the packaging materials. Gamma- irradiation of the product is indicated by an orange to red color of the irradiation indicator stripe on the inner label.

COMPOSITION

| Ingredients | Gms / Ltr |
|--------------------------------|-----------|
| Casein enzymatic hydrolysate | 15.000 |
| Agar | 15.000 |
| Sodium chloride | 5.000 |
| Papaic digest of soyabean meal | 5.000 |
| Polysorbate 80 (Tween 80) | 5.000 |
| Lecithin | 0.700 |

PRINCIPLE

Medium contains Casein enzymatic hydrolysate and papaic digest of soyabean meal which helps to provide nitrogenous compounds and other nutrients essential for microbial replication. Sodium chloride is added to maintain cellular osmotic equilibrium. Lecithin and polysorbate 80 are added to the formulation to neutralize germicidal or disinfectant residues. Neutralization of these residues reduces their inhibitory effect which ultimately results in lowering of microbial count. Quaternary ammonia compounds are neutralized by lecithin, while phenolic disinfectants and hexachlorophene are neutralized by polysorbate 80. Together, lecithin and polysorbate 80 neutralize ethanol.

INSTRUCTION FOR USE

Either streak, inoculate or surface spread the test inoculum aseptically on the plate. Alternatively, these plates can also be used as contact plates for environmental monitoring.

QUALITY CONTROL SPECIFICATIONS

| | |
|----------------------|---|
| Appearance of Powder | : Light to medium amber colour medium. |
| Quantity of Medium | : 28 ± 2ml of medium in 90mm disposable Petri-plates. |
| pH (at 25°C) | : 7.3 ± 0.2 |
| Dose of irradiation | : 15-25 kGy |
| Sterility Test | : Passes release criteria |



INTERPRETATION

Cultural characteristics observed after incubation at $35 \pm 2^\circ\text{C}$ for 18 - 24 hours for bacteria and for $20-25^\circ\text{C}$ for ≤ 5 days for fungus.

| Microorganism | ATCC | Inoculum (CFU/ml) | Growth | Recovery | Incubation Temperature | Incubation Period |
|----------------------------|-------|-------------------|-----------|-------------|------------------------|-------------------|
| Escherichia coli | 8739 | 50-100 | Luxuriant | $\geq 70\%$ | $35-37^\circ\text{C}$ | 18-24 Hours |
| Staphylococcus aureus | 6538 | 50-100 | Luxuriant | $\geq 70\%$ | $35-37^\circ\text{C}$ | 18-24 Hours |
| Pseudomonas aeruginosa | 9027 | 50-100 | Luxuriant | $\geq 70\%$ | $35-37^\circ\text{C}$ | 18-24 Hours |
| Bacillus subtilis | 6633 | 50-100 | Luxuriant | $\geq 70\%$ | $35-37^\circ\text{C}$ | 18-24 Hours |
| Salmonella typhimurium | 14028 | 50-100 | Luxuriant | $\geq 70\%$ | $35-37^\circ\text{C}$ | 18-24 Hours |
| Staphylococcus epidermidis | 12228 | 50-100 | Luxuriant | $\geq 70\%$ | $35-37^\circ\text{C}$ | 18-24 Hours |
| Candida albicans | 10231 | 50-100 | Luxuriant | $\geq 70\%$ | $35-37^\circ\text{C}$ | 18-24 Hours |
| Aspergillus brasiliensis | 16404 | 50-100 | Luxuriant | $\geq 70\%$ | $35-37^\circ\text{C}$ | 18-24 Hours |

STORAGE & STABILITY

On receipt, store the plates at $15-25^\circ\text{C}$. Avoid freezing and overheating. Do not open until ready to use. Prepared plates stored in their original sleeve wrapping until just prior to use may be inoculated up to the expiration date and incubated for recommended incubation times. Allow the medium to warm to room temperature before inoculation. Product Deterioration: Do not use plates if they show evidence of microbial contamination, discoloration, drying, cracking or other signs of deterioration.













DISPOSAL

After use, prepared plates, specimen/sample containers and other contaminated materials must be sterilized before discarding.



REFERENCES

1. Bureau of Indian Standards IS :5887 (Part II)- 1976, reaffirm 1986. 2
MacConkey, 1905, J. Hyg., 5:333.
2. MacConkey, 1900, The Lancet, ii:20.
3. Speck M.(Ed), 1985, Compendium of methods for the Microbiological Examination of Foods, 2nd ed., APHA, Washington , D.C.
4. Baird R.B., Eaton A.D., and Rice E.W., (Eds.), 2015, Standard Methods for the Examination of Water and Wastewater, 23rd ed., APHA, Washington, D.C.
5. Wehr H. M. and Frank J. H., 2004, Standard Methods for the Microbiological Examination of Dairy Products, 17th Ed.,
6. APHA Inc., Washington, D.C.
7. The United States Pharmacopoeia XXI and the National Formulary, 16th ed., 1985, United States Pharmacopoeial Convention, Inc, Washington, D.C.
8. Isenberg, H.D. Clinical Microbiology Procedures Handbook. 2nd Edition.
9. Jorgensen, J.H, Pfaller , M.A., Carroll, K.C., Funke, G., Landry, M.L., Richter, S.S and Warnock., D.W. (2015)
10. Salfinger Y., and Tortorello M.L. Fifth (Ed.), 2015, Compendium of Methods for the Microbiological Examination of Foods, 5th Ed., American Public Health Association, Washington, D.C.

| | | | | | |
|---|--|--|--|---|--|
|  GMP Good Manufacturing Practices Certified |  IVD For In Vitro Diagnostic Use |  QTY. Quantity |  LOT/B. NO. Lot / Batch Number |  REF Catalogue Number |  Manufacturer |
|  Temperature Unit |  EC REP Authorized Representative <small>MedNet GmbH Barkstrasse 10, 48163 Maastricht, Germany</small> |  European Conformity |  QR Code |  Consults Instructions for Use |  Best Before |

NOTE: Please consult the Material Safety Data Sheet for information regarding hazards and safe handling Practices.
*For LabUse Only

