

CM 22586 -SOYABEAN CASEIN DIGEST AGAR PLATE W/ 0.1% POLYSORBATE 80 (γ- IRRADIATED) (TRIPLE PACK)

INTENDED USE

For cultivation of wide variety of microorganisms.

PRODUCT SUMMARY AND EXPLANATION

Soyabean Casein Digest Agar is a widely used medium, which supports the growth of wide variety of organisms even that of fastidious ones such as Neisseria, Listeria, and Brucella etc. The medium with addition of blood provides perfectly defined haemolysis zones, while preventing the lysis of erythrocytes due to its sodium chloride content. It has been frequently used in the health industry to produce antigens, toxins etc. Its simple and inhibitor-free composition makes it suitable for the detection of antimicrobial agents in the food and other products. Tryptone Soya Agar is recommended by various pharmacopoeias as sterility testing medium.

The media are gamma irradiated in the packaging material to assure a reduction of the microbial load potentially present in the medium, on the dishes, and on the packaging materials.

COMPOSITION

Ingredients	Gms / Ltr
Casein enzyme hydrolysate	15.000
Agar	15.000
Polysorbate 80 (Tween 80)	1.000 ml
Papaic digest of Soybean	5.000
Sodium chloride	5.000

PRINCIPLE

Tryptone Soya Agar conforms as per USP and is used in microbial limit test and antimicrobial preservative - effective test. Gunn et al used this medium for the growth of fastidious organisms and study of haemolytic reaction after addition of 5%v/v blood. The combination of tryptone and soya peptone makes this media nutritious by providing amino acids and long chain peptides for the growth of microorganisms. Sodium chloride maintains the osmotic balance. Polysorbate 80 is a neutralizer.

INSTRUCTION FOR USE

Either streak, inoculate or surface spread the test inoculum aseptically on the plate. Alternatively, these plates can also be used as settle plates for environmental monitoring.

QUALITY CONTROL SPECIFICATIONS

Appearance	:	Amber color medium.
Quantity of Medium	:	30 ±2 ml of medium in 90 mm plates.
pH (at 25°C)	:	7.3± 0.2
Dose of irradiation:	:	15-25 kGy
Sterility Check	:	Passes release criteria



INTERPRETATION

Cultural characteristics observed after incubation.

Microorganism	ATCC	Inoculum (CFU/ml)	Growth	Recovery	Incubation Temperature	Incubation Period
Bacillus subtilis	6633	50-100	Luxuriant	>=70 %	30-35°C	24 Hours
Streptococcus pneumoniae	6305	50-100	Luxuriant	>=70 %	30-35°C	24 Hours
Staphylococcus aureus	25923	50-100	Luxuriant	>=70 %	30-35°C	24 Hours
Micrococcus luteus	9341	50-100	Luxuriant	>=70 %	30-35°C	24 Hours
Staphylococcus aureus	6538	50-100	Luxuriant	>=70 %	30-35°C	24 Hours
Escherichia coli	25922	50-100	Luxuriant	>=70 %	30-35°C	24 Hours
Escherichia coli	8739	50-100	Luxuriant	>=70 %	30-35°C	24 Hours
Pseudomonas aeruginosa	27853	50-100	Luxuriant	>=70 %	30-35°C	24 Hours
Pseudomonas aeruginosa	9027	50-100	Luxuriant	>=70 %	30-35°C	24 Hours
Salmonella typhimurium	14028	50-100	Luxuriant	>=70 %	30-35°C	24 Hours
Candida albicans	10231	50-100	Luxuriant	>=70 %	30-35°C	24 -72 Hours
Candida albicans	10231	50-100	Luxuriant	>=70 %	20-25°C	24 -72 Hours
*Aspergillus brasiliensis	16404	10-100	Luxuriant	>=70 %	30-35°C	72-120 Hours
*Aspergillus brasiliensis	16404	10-100	Luxuriant	>=70 %	20-25°C	72-120 Hours

*Formerly known as Aspergillus niger

PACKAGING:

Triplelayered packing containing 5 No. of plates with one silica gel desiccant bag packed inside it.

STORAGE













On receipt, store the plates at 15–30 °C. Avoid freezing and overheating. Do not open until ready to use. Prepared plates stored in their original sleeve wrapping until just prior to use may be inoculated up to the expiration date and incubated for recommended incubation times. Allow the medium to warm to room temperature before inoculation. Product Deterioration: Do not use plates if they show evidence of microbial contamination, discoloration, drying, cracking or other signs of deterioration.

DISPOSAL

After use, prepared plates, specimen/sample containers and other contaminated materials must be sterilized before discarding.

REFERENCES

- Gunn B. A., Ohashi D K., Gaydos C. A., Holt E. S., 1977, J. Clin. Microbiol., 5(6) : 650.
- Indian Pharmacopoeia, 2018, Govt. of India, Ministry of Health and Family Welfare, New Delhi, India.
- The United States Pharmacopoeia , 2019, The United States Pharmacopoeial Convention Inc., Rockville, MD

 Quantity	 Lot / Batch Number	 Temperature Unit	 Manufacturer	 Best Before	 Certification of Good Manufacturing Practices
 Catalogue No.	 Authorized Representative	 European Conformity	 QR Code	 Consults Instructions for use :	 For In Vitro Diagnostic Use

NOTE: Please consult the Material Safety Data Sheet for information regarding hazards and safe handling Practices.
*For Lab Use Only

