

CM 22674 –SABOURAUD CHLORAMPHENICOL AGAR

INTENDED USE

For selective isolation and cultivation of yeast and molds.

PRODUCT SUMMARY AND EXPLANATION

Sabouraud Chloramphenicol Agar is used for the propagation of yeast and molds, particularly the parasitic fungi concerned with skin and scalp lesions. Sabouraud Chloramphenicol Agar was formulated by Scientist "Sabouraud".

COMPOSITION

Ingredients	Gms / Ltr
Dextrose	40.000
Agar	15.000
Casein enzymic hydrolysate	5.000
Peptic digest of animal tissue	5.000
Chloramphenicol	0.050

PRINCIPLE

The medium contains casein enzymic hydrolysate and peptic digest of animal tissue which provides nitrogen, vitamins, minerals, amino acids and growth factors. Dextrose serves as the energy and carbon source for fungi. Chloramphenicol inhibits a wide range of gram-positive and gram-negative bacteria which makes the medium selective for fungi. Agar is a solidifying agent. The low pH favors fungal growth and inhibits contaminating bacteria from clinical specimens. For isolation of fungi from contaminated specimens, a selective medium should be inoculated simultaneously.

INSTRUCTION FOR USE

1. Sabouraud Chloramphenicol Agar is a ready to use solid media in glass bottle. The medium is pre-sterilized, hence sterilization is not required.
2. Prior to use, medium in the bottle can be melted either by using a pre-heated water bath or any other method.
3. Slightly loosen the cap before melting.
4. Pour liquefied agar into each plate as desired and allow them to solidify at room temperature. Plates are now ready to inoculate or refrigerate for later use.

QUALITY CONTROL SPECIFICATIONS

Appearance	:	Light amber color, clear to slightly opalescent gel.
Quantity of Medium	:	100 ml of the medium in glass bottle
pH (at 25°C)	:	5.6 ± 0.2
Sterility Check	:	Passes release criteria

INTERPRETATION

Cultural characteristics observed after an incubation. Recovery rate is considered 100% for bacteria growth on Soya Agar and fungi growth on Sabouraud Dextrose agar.

Microorganism	ATCC	Inoculum (CFU/ml)	Growth	Recovery	Incubation Temperature	Incubation Period
<i>Aspergillus brasiliensis</i>	16404	50-100	Luxuriant	-	25 – 30°C	4 - 6 Days
<i>Candida albicans</i>	10231	50-100	Luxuriant	>=50%	25 – 30°C	4 - 6 Days



<i>Saccharomyces cerevisiae</i>	9763	50-100	Luxuriant	>=50%	25 – 30°C	4 - 6 Days
<i>Trichophyton rubrum</i>	28191	50-100	Luxuriant	-	25 – 30°C	4 - 6 Days
<i>Escherichia coli</i>	25922	≥1000	Inhibited	-	30-35°C	18-24 Hours
<i>Lactobacillus casei</i>	334	≥1000	Inhibited	-	30-35°C	18-24 Hours

PACKAGING

100ml glass bottle.

STORAGE

On receipt, store bottles in the dark at 10 to 25° C. Avoid freezing and overheating. The medium may be used up to the expiration date and incubated for the recommended incubation times. Bottles from unopened packages can be used up to the expiration date. Opened bottles must be used immediately. To prepare plates or tubes from the bottled medium, it must first be liquefied. Do not liquefy any leftovers for a second time













Product Deterioration: Do not use bottles if they show evidence of microbial contamination, discoloration, or any other signs of deterioration.

DISPOSAL

After use, prepared plates, specimen/sample containers and other contaminated materials must be sterilized before discarding.

REFERENCES

1. Sabouraud R., Ann. Dermatol. Syphil. 3: 1061. (1892).
2. Davidson and Dowding, Arch. Dermatol. Syphilol. 26:660. (1932).
3. Davidson, Dowding and Buller. Can. J. Res. 6:1. (1932).
4. Frank L. S., Arch. Dermatol. Syphilol., 26: 457. (1932).
5. Lorian (Ed.), 1980, Antibiotics In Laboratory Medicine, Williams and Wilkins, Baltimore.
6. Murray P. R., Baron J. H., Tenover F. C., Tenover P. C., (Ed.), Manual of Clinical Microbiology, 8th Ed., American Society for Microbiology, Washington, D.C (2003).

 Quantity	 Lot / Batch Number	 Temperature Unit	 Manufacturer	 Best Before	 Certification of Good Manufacturing Practices
 Catalogue No.	 Authorized Representative <small>MedNet GmbH Balkstraße 10, 48163 Münster, Germany</small>	 European Conformity	 QR Code	 Consults Instructions for use :	 For In Vitro Diagnostic Use

NOTE: Please consult the Material Safety Data Sheet for information regarding hazards and safe handling Practices.

***For Lab Use Only**

