

## CM 22,712 - SABOURAUD DEXTROSE BROTH (USP/EP/BP/JP/IP)

### INTENDED USE

Sterility test media prepared in accordance with harmonized method.

### PRODUCT SUMMARY ANDEXPLANATION

Sabouraud Dextrose Broth is a modification of Dextrose Agar described by Sabouraud. Emmons modified the formulation by Sabouraud. It is useful for the cultivation of fungi. This medium is in accordance with the harmonized method of USP/EP/BP/JP and is recommended for microbiological examination of non-sterile products. Sabouraud Dextrose Media is used for cultivating pathogenic & commensal fungi. The high dextrose concentration and acidic pH of the formula permits selectivity of fungi. Sabouraud Dextrose Broth is used for the determination of fungistatic activity in sterile and non-sterile food & beverage, and cosmetic products.

### COMPOSITION

Ingredients	Gms / Ltr
Dextrose	20.000
Mixture of Peptic digest of animal tissue and Pancreatic digest of Casein (1:1)	10.000

### PRINCIPLE

Peptic digest of animal tissues and pancreatic digest of casein provides nitrogenous compounds essential for the growth of fungi. Dextrose acts as the energy source.

### INSTRUCTION FOR USE

Inoculate the sample and incubate at specified temperature and time.

### QUALITY CONTROL SPECIFICATIONS

Appearance of prepared medium	:	Light amber colour, clear solution
Quantity of Medium	:	10 ml of medium in tubes.
pH (at 25°C)	:	5.6 ± 0.2
Sterility Check	:	Passes release criteria

### INTERPRETATION

Culture characteristics observed incubation period.

Microorganism	ATCC	Inoculum (CFU/ml)	Growth	Appearance of colony	Incubation Temperature	Incubation Period
<i>Aspergillus brasiliensis</i>	16404	10-100	Luxuriant	White mycelium, black spores	20-25°C	<=5 days
<i>Trichophyton mentagrophytes</i>	9533	Point	Luxuriant	White to cream colour, downy to fluffy	20-25°C	5 Days
<i>Candida albicans</i>	10231	Inoculation 50-100	Luxuriant	Whitish convex, entire dimorphic	30-35°C	18-48 Hours
<i>Candida albicans</i>	10231	50-100	Luxuriant	Whitish convex, entire dimorphic	20-25°C	<=5 days
<i>Candida krusei</i>	6258	50-100	Luxuriant	Greyish white, flat, circular, dimorphic	30-35°C	18-48 Hours



<i>Saccharomyces cerevisiae</i>	9763	Point Inoculation	Luxuriant	White to cream, flat, smooth, moist, glistening or dull, glabrous	20-25°C	18-48 Hours
<i>Trichoderma viride</i>	52440	Point Inoculation	Luxuriant	Cottony bluish green	20-25°C	5 Days

#Formerly known as *Aspergillus niger*

**PACKAGING:**

Pack of 25 Ready-To-Use Liquid Medium tubes containing 10 ml in each tube.  
Pack of 50 Ready-To-Use Liquid Medium tubes containing 10 ml in each tube.

**STORAGE**













Onreceipt, store tubes in the dark at 10-25 °C. Avoid freezing and overheating. Do not open until ready to use. Minimize exposure to light. Tubed media stored as labeled until just prior to use may be inoculated up to the expiration date and incubated for the recommended incubation times. Allow the medium to warm to room temperature before inoculation.

**DISPOSAL**

User must ensure safe disposal by autoclaving and/or incineration of used or unusable preparations of this product. Follow established laboratory procedures in disposing of infectious materials and material that comes into contact with clinical sample must be decontaminated and disposed of in accordance with current laboratory techniques.

**REFERENCES**

1. Bacteriological Analytical Manual, 8th Edition, Revision A, 1998. AOAC, Washington D.C.
2. Carlier G. I. M., 1948, Brit. J. Derm. Syph., 60:61.
3. British Pharmacopoeia, 2017, The Stationery office British Pharmacopoeia
4. European Pharmacopoeia, 2016, European Dept. for the quality of Medicines.
5. Japanese Pharmacopoeia, 2016. Revision :03 / 2019 7
6. Indian Pharmacopoeia, 2018 Ministry of Health and Family Welfare, Govt. of India.
7. The United States Pharmacopoeia, 2019 The United States Pharmacopoeial Convention. Rockville, MD.
8. Sabouraud K., 1892, Ann. Dermatol. Syphilol, 3:1061

 Quantity	 Lot / Batch Number	 Temperature Unit	 Manufacturer	 Best Before	 Certification of Good Manufacturing Practices
 Catalogue No.	 Authorized Representative <small>MedNet GmbH Barkstrasse 18, 49163 Muenster, Germany</small>	 European Conformity	 Consults Instructions for use :	 QR Code	 For In Vitro Diagnostic Use

**NOTE:** Please consult the Material Safety Data Sheet for information regarding hazards and safe handling Practices.

**\*ForLabUse Only**

