

CM 22778 – TMDUO-SNAP SWAB

INTENDED USE

Prewetted swab in 0.85% Saline and SCDM is an all-in-one, medium-containing for environmental surface samples. Each Duo-Snap swab is ready to use and can be used in combination with conventional agar plates or sample-ready media systems.

Important Tips and Notes Before Starting the Test

Allow the Duo-Snap swab to equilibrate to room temperature before use.

Do not touch the swab or the inside of the sample with your fingers.

Duo- snap Swab can be used pre-wetted

Sample Collection with a Pre-Wetted Swab

1. Firmly hold the swab tube, then twist and pull the swab out. Thoroughly swab a standard 10 × 10 cm (4 × 4 inch) area on a flat surface.

Important Swabbing Technique Tips:

For irregular surfaces, ensure the swabbing method is consistent across tests. Swab a sufficiently large area to obtain a representative sample.

Swab in a crisscross pattern — vertically, horizontally, and diagonally in both directions

Rotate the swab during sampling to maximize contact between the swab tip and the surface.

Apply enough pressure to slightly flex the swab shaft, ensuring effective sample pickup.

2. After sample collection, return the swab to its original tube.

Note: At this stage, the Duo-Snap swab can be sent to a laboratory for culturing if required.

3. Firmly hold the swab tube. Using your thumb and forefinger, break the Snap-Valve by bending the bulb back and forth. Squeeze the bulb twice to release the liquid medium, ensuring the swab tip is fully immersed.
4. Shake the tube vigorously for 10 seconds to mix the sample with the medium.
5. Proceed with analysis by either:
 - Incubating the tube directly to monitor microbial growth, or
 - Using the pour plate or streak plate method for further microbiological examination.

STORAGE

Store Duo-Snap Swab at 10 to 25 °C.

DISPOSAL

Used Duo-Snap Swab that confirm positive culture results may be a biohazard and should be disposed of safely in compliance with Good Laboratory Practice and Health and Safety regulations. Disinfect before disposal.

Duo-Snap swab can be disinfected by autoclaving or by soaking unsealed swab in 20% bleach for 1 hour.










Safety and Precautions

Components of Duo-Snap swab do not pose any health risk when used in accordance with standard laboratory practices and procedures of this insert.

Duo-Snap swab are for one-time use. Do not reuse.

Sampling should be done aseptically to avoid cross-contamination.



 GMP Good Manufacturing Practices Certified	 Best Before	 QTY. Quantity	 REF Catalogue Number	 Manufacturer
 Temperature Unit	 LOT/ B. NO. Lot / Batch Number	 Consults Instructions for Use	 QR Code	

NOTE: Please consult the Material Safety Data Sheet for information regarding hazards and safe handling Practices.

