

CM 20,051 – ALKALINE PEPTONE WATER (pH 8.4) (VEG.)

INTENDED USE

For enrichment of Vibrio species.

PRODUCT SUMMARY ANDEXPLANATION

Clinical materials containing small numbers of Vibrio should be inoculated into an enrichment medium prior to plating onto a selective medium, such as TCBS Agar Veg. Alkaline Peptone Water is a suitable enrichment broth for this purpose. The relatively high pH of the medium (approximately 8.4) provides a favorable environment for the growth of Vibrio's. This medium is recommended by APHA for enrichment of Vibrio species from seafood, infectious materials and other clinical specimens such as faeces.

Add 10 grams of seafood to 90 ml of Alkaline Peptone Water and incubate for upto 18-20 hours at 37°C. Prolonged incubation, will result in growth of the suppressed contaminating organisms to develop. Growth in tubes is indicated by turbidity compared to an un-inoculated tube (control). Growth from the enrichment broth is used for plating on selective media. For biochemical identification a pure culture is recommended.

COMPOSITION

Ingredients	Gms / Ltr
Veg Peptone	10.000
Sodium chloride	10.000

PRINCIPLE

VegPeptone provides nitrogen and carbon compounds, long chain amino acids, vitamins and other growth factors. Sodium chloride maintains osmotic equilibrium.

INSTRUCTION FOR USE

- Dissolve 20.0grams in1000 ml purified/distilled water.
- Heat if necessary to dissolve the medium completely.
- Dispense in tubes or flasks as desired.
- Sterilize by autoclaving at 15 psi pressure (121°C) for 15 minutes.

QUALITY CONTROL SPECIFICATIONS

- Appearance of Powder : Cream to yellow homogeneous free flowing powder.
- Appearance of prepared medium : Light yellow coloured clear solution without any precipitate.
- pH (at 25°C) : 8.4±0.2

INTERPRETATION

Cultural characteristics observed after incubation.

Microorganism	ATCC	Inoculum (CFU/ml)	Growth	Incubation Temperature	Incubation Period
Vibrio cholerae	15748	50-100	Luxuriant	35-37°C	18-24 Hours



Vibrio parahaemolyticus	17802	50-100	Luxuriant	35-37°C	18-24 Hours
-------------------------	-------	--------	-----------	---------	-------------

PACKAGING:

Inpacksizeof100 gm and 500 gm bottles.

STORAGE

Dehydrated powder, hygroscopic in nature, store in a dry place, in tightly-sealed containers between 25-30°C and protect from direct sunlight. Under optimal conditions, the medium has a shelf life of 4 years. When the container is opened for the first time, note the time and date on the label space provided on the container. After the desired amount of medium has been taken out replace the cap tightly to protect from hydration.













Product Deterioration: Do not use if they show evidence of microbial contamination, discoloration, drying or any other signs of deterioration.

DISPOSAL

Afteruse,prepared plates, specimen/sample containers and other contaminated materials must be sterilized before discarding.

REFERENCES

1. Cruikshank R., 1968, Medical Microbiol., 11th Ed., Livingstone Ltd., London
2. Finegold S. M. and Martin W. J., 1982, W. J. Bailey and Scotts Diagnostic Microbiol, 6th Ed., C.V. Mosby Co., St. Louis, p. 242
3. Forbes B. A., Sahm A. S., and Weissfeld D. F., Bailey & Scotts Diagnostic Microbiology, 10th Ed., 1998, Mosby, Inc., St. Louis, Mo.
4. Gilligan, Janda, Karmali and Miller, 1992, Cumitech 12A, Laboratory Diagnosis of Bacterial Diarrhea, Coord. Ed., Nolte, American Society for Microbiology, Washington, D.C.
5. Isenberg, (Ed.), 1992, Clinical Microbiology Procedures Handbook, Vol. I, American Society for Microbiology, Washington, D.C

 GMP Good Manufacturing Practices Certified	 IVD For In Vitro Diagnostic Use	 QTY. Quantity	 LOT/ B. NO. Lot / Batch Number	 REF Cataloge Number	 Manufacturer
 Temperature Unit	 EC REP Authorized Representative <small>MedNet GmbH Birkstrasse 10, 48163 Moershe, Germany</small>	 European Conformity	 QR Code	 Consults Instructions for Use	 Best Before

NOTE: Please consult the Material Safety Data Sheet for information regarding hazards and safe handling Practices.

*For LabUse Only

