

## **CM 20,058 – ALTERNATIVE THIOLYCOLLATE MEDIUM (NIH THIOLYCOLLATE MEDIUM) (as per USP) (VEG)**

### INTENDED USE

For sterility testing of turbid or viscous biological products.

### PRODUCT SUMMARY AND EXPLANATION

This medium is prepared by completely replacing animal peptones with vegetable peptones to avoid BSE/TSE risk. Alternative Thioglycollate Veg Medium is the modification of Alternative Thioglycollate Medium formulated as described in N.I.H memorandum and is generally used for cultivation of anaerobes and sterility testing of certain biological products used in industrial set ups. It is used for the sterility testing of certain biological products which are turbid or viscous and can't be tested using Fluid Thioglycollate Medium. Both the media have similar composition, except agar and resazurin that are not included in Alternative Thioglycollate Medium. This deletion makes it suitable for sterility testing of viscous products.

### COMPOSITION

Ingredients	Gms / Ltr
Veg hydrolysate	15.000
Yeast extract	5.000
Dextrose	5.500
Sodium chloride	2.500
L-Cystine	0.500
Sodium thioglycollate	0.500

### PRINCIPLE

Alternative Thioglycollate Veg Medium contains sodium thioglycollate that can neutralize the bacteriostatic effect of mercurial preservatives. Absence of agar makes it suitable for testing viscous materials and devices having tubes with small lumina. HiVeg hydrolysate, yeast extract, dextrose, L-Cystine provides nitrogenous and carbonaceous compounds, vitamin B complex, trace elements and other essential growth nutrients. Sodium thioglycollate and L-Cystine lower the oxidation - reduction potential of the medium by removing oxygen to maintain a low Eh.

### INSTRUCTION FOR USE

Dissolve 29.0 grams in 1000 ml purified / distilled water.

Heat if necessary to dissolve the medium completely.

Mix well and dispense into sterile tubes or flasks as desired.

Sterilize by autoclaving at 15 psi pressure (121°C) for 15 minutes. Cool to 45-50°C.

Note: It is preferable to use freshly prepared medium, alternatively it should be boiled and cooled just once prior to use as on reheating, toxic oxygen radicals are formed.

### QUALITY CONTROL SPECIFICATIONS

Appearance of Powder	: Light yellow coloured, may have slightly greenish tinge, homogeneous, free flowing powder.
Appearance of prepared medium	: Yellow coloured clear solution without any precipitate.
pH (at 25°C)	: 7.1±0.2



## INTERPRETATION

Cultural characteristics observed after incubation.

Microorganism	ATCC	Inoculum (CFU/ml)	Growth	Incubation Temperature	Incubation Period
Candida albicans	10231	50-100	Luxuriant	30-35°C	24-72 Hours
Bacteroides vulgatus	8482	50-100	Luxuriant	30-35°C	24-72 Hours
Clostridium sporogenes subtilis	11437	50-100	Luxuriant	30-35°C	24-72 Hours
Bacteroides fragilis	6633	50-100	Luxuriant	30-35°C	24-72 Hours
Micrococcus luteus	25285	50-100	Luxuriant	30-35°C	24-72 Hours
Neisseria meningitidis	13090	50-100	Luxuriant	30-35°C	24-72 Hours
Streptococcus pyogenes	19615	50-100	Luxuriant	30-35°C	24-72 Hours

## PACKAGING:

In pack size of 100 gm and 500 gm bottles.

## STORAGE

Dehydrated powder, hygroscopic in nature, store in a dry place, in tightly-sealed containers between 25-30°C and protect from direct sunlight. Under optimal conditions, the medium has a shelf life of 4 years. When the container is opened for the first time, note the time and date on the label space provided on the container. After the desired amount of medium has been taken out replace the cap tightly to protect from hydration.

Product Deterioration: Do not use if they show evidence of microbial contamination, discoloration, drying or any other signs of deterioration.













## DISPOSAL

After use, prepared plates, specimen/sample containers and other contaminated materials must be sterilized before discarding.



**REFERENCES**

1.N.I.HMemorandum, 1955: Culture media for sterility Tests, 4th Revision.

 <b>GMP</b> Good Manufacturing Practices Certified	 <b>IVD</b> For In Vitro Diagnostic Use	 <b>QTY.</b> Quantity	 <b>LOT/ B. NO.</b> Lot / Batch Number	 <b>REF</b> Catalogue Number	 <b>Manufacturer</b>
 <b>Temperature Unit</b>	 <b>EC REP</b> Authorized Representative <small>MedNet GmbH Birkstrasse 10, 48153 Münster, Germany</small>	 <b>CE</b> European Conformity	 <b>QR Code</b>	 <b>Consults Instructions for Use</b>	 <b>Best Before</b>

NOTE: Please consult the Material Safety Data Sheet for information regarding hazards and safe handling Practices.

\*For Lab Use Only