

CM 20168 – ARABINOSE AGAR BASE

INTENDED USE

For differentiation between *Enterococcus faecium* & *Streptococcus faecalis*.

PRODUCT SUMMARY AND EXPLANATION

Arabinose Agar Base is based on arabinose fermentation by *Enterococcus* species. *Enterococcus* species are becoming increasingly important agents of human diseases, largely because of their resistance to antimicrobial agents, thereby becoming a major cause of nosocomial infections. The use of selective medium for the isolation of *Enterococci* has been previously reviewed and Arabinose Agar Base with *Enterococcus faecium* Selective Supplement (containing cephalixin and aztreonam) is recommended for the selective isolation of *E. faecium* from heavily contaminated sites.

COMPOSITION

Ingredients	Gms / Ltr
Peptone, special	23.000
Corn starch	1.000
Sodium chloride	5.000
Arabinose	10.000
Phenol red	0.100
Agar	15.000

PRINCIPLE

Peptone special serves as a source of nitrogen, carbon and essential growth nutrients. Corn starch neutralizes the toxic metabolites formed whereas sodium chloride maintains the osmotic equilibrium. Arabinose is the fermentable carbohydrate. *E. faecium* ferments arabinose, producing acidic conditions. This acidity developed is visualized as a colour change from red to yellow, due to the phenol red indicator in the medium.

INSTRUCTION FOR USE

Dissolve 27.05 grams in 500 ml distilled water.

Heat to boiling to dissolve the medium completely.

DO NOT AUTOCLAVE.

Cool to 45-50°C and aseptically add the rehydrated contents of 1 vial of *Enterococcus faecium* Selective Supplement.

Mix well and pour into sterile Petri plates.

QUALITY CONTROL SPECIFICATIONS

Appearance of Powder	: Light yellow to pink homogeneous free flowing powder.
Appearance of prepared medium	: Red coloured clear to slightly opalescent gel forms in Petri plates.
pH (at 25°C)	: 7.8±0.2

INTERPRETATION

Cultural characteristics observed after incubation with added *Enterococcus faecium* Selective Supplement.



Microorganism	ATCC	Inoculum (CFU/ml)	Growth	Recovery	Colour of the colony	Incubation Temperature	Incubation Period
Escherichia coli	25922	$\geq 10^3$	Inhibited	0%	-	35-37°C	24-48 Hours
Enterococcus faecalis	29212	50-100	Good-luxuriant	$\geq 50\%$	Colourless-pink	35-37°C	24-48 Hours
Enterococcus faecium	19434	50-100	Good-luxuriant	$\geq 50\%$	Yellow	35-37°C	24-48 Hours
Enterococcus hirae	10541	50-100	Good-luxuriant	$\geq 50\%$	Colourless-pink	35-37°C	24-48 Hours
Pseudomonas aeruginosa	27853	$\geq 10^3$	Inhibited	0%	-	35-37°C	24-48 Hours
Staphylococcus aureus	25923	$\geq 10^3$	Inhibited	0%	-	35-37°C	24-48 Hours

PACKAGING:

In pack size of 500 gm bottles.

STORAGE

Dehydrated powder, hygroscopic in nature, store in a dry place, in tightly-sealed containers between 25-30°C and protect from direct sunlight. Under optimal conditions, the medium has a shelf life of 4 years. When the container is opened for the first time, note the time and date on the label space provided on the container. After the desired amount of medium has been taken out replace the cap tightly to protect from hydration.

Product Deterioration: Do not use if they show evidence of microbial contamination, discoloration, drying or any other signs of deterioration.













DISPOSAL

After use, prepared plates, specimen/sample containers and other contaminated materials must be sterilized before discarding.

REFERENCES

1. Eliopoulos G. M., Eliopoulos C. T., 1990, Eur. J. Clin Microbiol. Infect. Dis., 9:118-126
2. Chenoweth C., Schaberg D., Eur. J. Clin. Microbiol. Infect. Dis., 1990:80-89,
3. Ford M., Perry J. D. and Gould F. K., 1994, J. Clin. Microbiol., 32:2999-3001.



 GMP Good Manufacturing Practices Certified	 IVD For In Vitro Diagnostic Use	 QTY. Quantity	 LOT/ B. NO. Lot / Batch Number	 REF Cataloge Number	 Manufacturer
 Temperature Unit	 EC REP Authorized Representative <small>MedNet GmbH Buckstraße 10 48163 Münster, Germany</small>	 European Conformity	 QR Code	 Consults Instructions for Use	 Best Before

NOTE: Please consult the Material Safety Data Sheet for information regarding hazards and safe handling Practices.
*For LabUse Only

