

CM 20171 – ASEPTIC PACKING LINE MEDIUM

INTENDED USE

A fluid medium used in validating aseptic packing lines.

PRODUCT SUMMARY AND EXPLANATION

Aseptic Packing Line Medium is used in validating aseptic packing and filling lines. It is a basic medium for demonstrating growth by either acid or gas production.

COMPOSITION

Ingredients	Gms / Ltr
Peptone	5.000
Yeast extract	2.500
Sucrose	5.000
Sodium chloride	5.000
Phenol red	0.005

PRINCIPLE

Peptone and yeast extract provide basic nutrients. Sucrose is the carbohydrate source. Sodium chloride maintains osmotic balance. Phenol red is the pH indicator. Sucrose fermentation leads to the formation of acidic conditions which is detected by phenol red, observed as a colour change from red to yellow.

INSTRUCTION FOR USE

- Dissolve 17.5grams in 1000 ml purified /distilled water.
- Heat if necessary to dissolve the medium completely.
- Dispense in tubes containing inverted Durham's tubes.
- Sterilize by autoclaving at 15 psi pressure (121°C) for 15 minutes.

QUALITY CONTROL SPECIFICATIONS

- Appearance of Powder : Light yellow to light pink homogeneous free flowing powder.
- Appearance of prepared medium : Orange red coloured clear solution in tubes.
- pH (at 25°C) : 7.2±0.2

INTERPRETATION

Cultural characteristics observed after incubation.

Microorganism	ATCC	Inoculum (CFU/ml)	Growth	Acid	Gas	Incubation Temperature	Incubation Period
Bacillus cereus	14579	50-100	Luxuriant	Positive reaction, yellow colour	Negative reaction	30±2°C	18-48 Hours



Klebsiella aerogenes	13048	50-100	Luxuriant	Negative reaction, no colour change	Positive reaction	30±2°C	18-48 Hours
Escherichia coli	25922	50-100	Luxuriant	Positive reaction, yellow colour	Negative reaction	30±2°C	18-48 Hours
Staphylococcus aureus subsp. aureus	25923	50-100	Luxuriant	Positive reaction, yellow colour	Negative reaction	30±2°C	18-48 Hours

PACKAGING:

Inpacksizeof500 gm bottles.

STORAGE

Dehydrated powder, hygroscopic in nature, store in a dry place, in tightly-sealed containers between 25-30°C and protect from direct sunlight. Under optimal conditions, the medium has a shelf life of 4 years. When the container is opened for the first time, note the time and date on the label space provided on the container. After the desired amount of medium has been taken out replace the cap tightly to protect from hydration.










Product Deterioration: Do not use if they show evidence of microbial contamination, discoloration, drying or any other signs of deterioration.

DISPOSAL

After use, prepared plates, specimen/sample containers and other contaminated materials must be sterilized before discarding.

REFERENCES

1. Isenberg, H.D. Clinical Microbiology Procedures Handbook 2nd Edition.
2. Jorgensen, J.H., Pfaller, M.A., Carroll, K.C., Funke, G., Landry, M.L., Richter, S.S and Warnock., D.W. (2015) Manual of Clinical Microbiology, 11th Edition. Vol. 1.

 GMP Good Manufacturing Practices Certified	 Best Before	 QTY. Quantity	 REF Catalogue Number	 Manufacturer
 Temperature Unit	 LOT/ B. NO. Lot / Batch Number	 Consults Instructions for Use	 QR Code	

NOTE: Please consult the Material Safety Data Sheet for information regarding hazards and safe handling Practices.

*For LabUse Only

