

CM 20175 – ASHBY'S SUCROSE BROTH

INTENDED USE

For growth and maintenance of Azotobacter species.

PRODUCT SUMMARY AND EXPLANATION

Azotobacter is a genus of free-living diazotrophic bacteria which have the highest metabolic rate compared to any other microorganism. Azotobacters are chemoorganotrophic, using sugars, alcohols and salts of organic acids for growth. Ashby's Media are formulated as described by Subba Rao. It is used for isolation of Azotobacter, a non-symbiotic nitrogen fixing bacteria which uses sucrose as a carbon source and atmospheric nitrogen as nitrogen source. Besides the ability to fix atmospheric nitrogen, Azotobacter also synthesizes biologically active substances which attributes to improving seed germination, plant growth etc.

COMPOSITION

Ingredients	Gms / Ltr
Sucrose	20.000
Dipotassium hydrogen phosphate	0.200
Magnesium sulphate	0.200
Sodium chloride	0.200
Potassium sulphate	0.100
Calcium carbonate	5.000

PRINCIPLE

Dipotassium hydrogen phosphate provides buffering to the system. Various essential ions required for promoting growth of Azotobacter are also available in this medium.

INSTRUCTION FOR USE

Dissolve 25.7 grams in 1000 ml distilled water.

Heat just to boiling. Dispense into tubes or flasks as desired.

Sterilize by autoclaving at 15 psi pressure (121°C) for 15 minutes. Avoid overheating. Cool to 45-50°C.

Note: Due to presence of calcium carbonate, the prepared medium forms opalescent solution with white precipitate.

QUALITY CONTROL SPECIFICATIONS

Appearance of Powder : White to cream homogeneous free flowing powder.

Appearance of prepared medium : Colourless, opalescent solution in tubes with precipitate

pH (at 25°C) : 7.4±0.2

INTERPRETATION

Cultural characteristics observed after incubation.

Microorganism	MTCC	Inoculum (CFU/ml)	Growth	Incubation Temperature	Incubation Period



Azotobacter chroococcum	7724	50-100	Good-luxuriant	25-30°C	5 Days
-------------------------	------	--------	----------------	---------	--------

PACKAGING:

In pack size of 500 gm bottles.

STORAGE

Dehydrated powder, hygroscopic in nature, store in a dry place, in tightly-sealed containers between 10-25°C and protect from direct sunlight. Under optimal conditions, the medium has a shelf life of 4 years. When the container is opened for the first time, note the time and date on the label space provided on the container. After the desired amount of medium has been taken out replace the cap tightly to protect from hydration.










Product Deterioration: Do not use if they show evidence of microbial contamination, discoloration, drying or any other signs of deterioration.

DISPOSAL

After use, prepared plates, specimen/sample containers and other contaminated materials must be sterilized before discarding.

REFERENCES

1. Isenberg, H.D. Clinical Microbiology Procedures Handbook 2nd Edition.
2. Jorgensen, J.H., Pfaller, M.A., Carroll, K.C., Funke, G., Landry, M.L., Richter, S.S and Warnock., D.W. (2015) Manual of Clinical Microbiology, 11th Edition. Vol. 1.
3. Subba Rao, 1977, Soil Microorganisms and Plant Growth, Oxford and IBH Publishing Co., India.

 GMP Good Manufacturing Practices Certified	 Best Before	 QTY. Quantity	 REF Catalogue Number	 Manufacturer
 Temperature Unit	 LOT/ B. NO. Lot / Batch Number	 Consults Instructions for Use	 QR Code	

NOTE: Please consult the Material Safety Data Sheet for information regarding hazards and safe handling Practices.

*For LabUse Only

