

CM 20198 – B. MEAT EXTRACT AGAR

INTENDED USE

General purpose medium.

PRODUCT SUMMARY AND EXPLANATION

The majority of organisms to be studied in medical bacteriology are either pathogens or commensals of the human body, and in order to obtain suitable growth the artificial culture medium should provide nutrients and a pH (about 7.2) approximating to those of the tissues and body fluids. For routine purposes many of these nutrients are supplied by aqueous extracts of peptone, which is a product of the digestion of protein. This media can be used as a general-purpose nutrient medium and is also recommended for preparation of pure culture of *Candida* species for carrying out fermentation studies

COMPOSITION

Ingredients	Gms / Ltr
Peptone	10.000
Beef extract	3.000
Sodium chloride	5.000
Agar	15.000

PRINCIPLE

This agar is a non-selective nutrient medium containing Beef extract and peptone as a source of nitrogen and carbon and sodium chloride as a source of electrolytes.

INSTRUCTION FOR USE

- Dissolve 33.0 grams in 1000 ml purified / distilled water.
- Heat to boiling to dissolve the medium completely.
- Sterilize by autoclaving at 15 psi pressure (121°C) for 15 minutes. Cool to 45-50°C.
- Mix well and pour the medium in sterile Petri plates.

QUALITY CONTROL SPECIFICATIONS

- Appearance of Powder : Cream to yellow homogeneous free flowing powder.
- Appearance of prepared medium : Yellow coloured, clear to slightly opalescent gel forms in Petri plates.
- pH (at 25°C) : 7.4±0.2

INTERPRETATION

Cultural characteristics observe after incubation.

Microorganism	ATCC	Inoculum (CFU/ml)	Growth	Recovery	Incubation Temperature	Incubation Period



Escherichia coli	25922	50-100	Luxuriant	>=70%	35-37°C	18-48 Hours
Pseudomonas aeruginosa	27853	50-100	Luxuriant	>=70%	35-37°C	18-48 Hours
Salmonella Typhi	6539	50-100	Luxuriant	>=70%	35-37°C	18-48 Hours
Staphylococcus aureus subsp. aureus	25923	50-100	Luxuriant	>=70%	35-37°C	18-48 Hours
Candida albicans	10231	10-100	Luxuriant	>=70%	35-37°C	18-48 Hours

PACKAGING:

In pack size of 100 gm and 500 gm bottles.

STORAGE

Dehydrated powder, hygroscopic in nature, store in a dry place, in tightly-sealed containers between 25-30°C and protect from direct sunlight. Under optimal conditions, the medium has a shelf life of 4 years. When the container is opened for the first time, note the time and date on the label space provided on the container. After the desired amount of medium has been taken out replace the cap tightly to protect from hydration.

Product Deterioration: Do not use if they show evidence of microbial contamination, discoloration, drying or any other signs of deterioration.













DISPOSAL

After use, prepared plates, specimen/sample containers and other contaminated materials must be sterilized before discarding.

REFERENCES

1. American Public Health Association, Standard Methods for the Examination of Dairy Products, 1978, 14th Ed., Washington D.C.
2. Baird R.B., Eaton A.D., and Rice E.W., (Eds.), 2015, Standard Methods for the Examination of Water and Wastewater, 23rd ed., APHA, Washington, D.C.
3. Collee J. G., Fraser A. G., Marimon B. P., Simmons A., (Eds.) ,1996, Mackie and McCartney Practical Medical Microbiology, 14th Ed., Churchill Livingstone.
4. Finegold S. M. and Baron E. J., (Ed.), Bailey and Scott's Diagnostic Microbiology, 1986, 7th Edition, The C.V. Mosby Company, St. Louis.
5. MacFaddin J. F., 2000, Biochemical Tests for Identification of Medical Bacteria, 3rd Ed., Lippincott, Williams and Wilkins, Baltimore.



 GMP Good Manufacturing Practices Certified	 IVD For In Vitro Diagnostic Use	 QTY. Quantity	 LOT/ B. NO. Lot / Batch Number	 REF Catalogue Number	 Manufacturer
 Temperature Unit	 EC REP Authorized Representative <small>Max-Mer GmbH Sankt-Albert-Str. 10 48163 Ahaus, Germany</small>	 European Conformity	 QR Code	 Consults instructions for Use	 Best Before

NOTE: Please consult the Material Safety Data Sheet for information regarding hazards and safe handling Practices.
*For LabUse Only

