

CM 20206 – THIOGLYCOLLATE BROTH W/ LIVER EXTRACT (B.Q.VACCINE MEDIUM) (VEG.)

INTENDED USE

For mass cultivation of anaerobes for vaccine production.

PRODUCT SUMMARY AND EXPLANATION

This medium is prepared by completely replacing animal based peptones by vegetable peptones which are free of BSE/TSE risks. B.Q. Vaccine Veg Medium (Thioglycollate Broth w/Veg Extract No.2) is modification of original Thioglycollate medium recommended for the cultivation of anaerobic organisms on large scale.

Anaerobic microorganisms have long been known as constituents of the normal bacterial flora of human and animal organisms. Both their pathogenic significance in medicine and their important role in food hygiene have, however, long been underestimated. During the past few years the importance of anaerobic microorganisms as pathogenic agents responsible for infectious diseases and the role they play in the microbial spoilage of food and water have been better appreciated. Extremely different spectra of anaerobic organisms are of importance for the examination of food and in the clinical microbiology. B.Q. Vaccine Medium (Thioglycollate Broth with Liver Extract) is modification of original Thioglycollate medium, recommended for the cultivation of anaerobic organisms on large scale. It is a nutritious medium due to the presence of peptic digest of animal tissue, liver tissues and muscle tissues.

COMPOSITION

Ingredients	Gms / Ltr
Veg peptone	10.000
Veg extract no.2	5.000
Veg infusion	5.000
Sodium thioglycollate	1.000
Dipotassium phosphate	4.000
Sodium chloride	5.000

PRINCIPLE

It is a nutritious medium due to the presence of Veg peptone and Veg infusion. Veg peptone supply the nitrogenous compounds and growth factors. Veg infusion provide trace minerals, growth factors and vitamins for the growth of wide variety of organisms. Sodium thioglycollate acts as a reducing agent which lowers the oxidation reduction potential of the medium thereby enabling the obligate anaerobes to multiply. Added glucose, act as the source of energy. Dipotassium phosphate and sodium chloride helps in maintaining buffering action and isotonic conditions respectively in the medium.

INSTRUCTION FOR USE

Suspend 30 grams in 1000 ml distilled water.

Heat if necessary to dissolve the medium completely.

Sterilize by autoclaving at 15 psi pressure (121°C) for 15 minutes. Cool to 50°C and aseptically add 0.5% sterile glucose solution.

Mix thoroughly and then dispense as desired.

QUALITY CONTROL SPECIFICATIONS



Appearance of Powder : Light yellow coloured, may have slight greenish tinge, homogeneous, free flowing powder.

Appearance of prepared medium : Amber coloured, clear to slightly opalescent solution.

pH (at 25°C) : 8.2 ± 0.2

INTERPRETATION

Cultural characteristics observed after incubation.

Microorganism	ATCC	Inoculum (CFU/ml)	Growth	Incubation Temperature	Incubation Period
Clostridium perfringens	12924	50-100	Good-luxuriant	35-37°C	18-48 Hours
Clostridium sporogenes	11437	50-100	Good-luxuriant	35-37°C	18-48 Hours
Streptococcus pyogenes	19615	50-100	Good-luxuriant	35-37°C	18-48 Hours

PACKAGING:

In pack size of 500 gm bottles.

STORAGE

Dehydrated powder, hygroscopic in nature, store in a dry place, in tightly-sealed containers between 25-30°C and protect from direct sunlight. Under optimal conditions, the medium has a shelf life of 4 years. When the container is opened for the first time, note the time and date on the label space provided on the container. After the desired amount of medium has been taken out replace the cap tightly to protect from hydration.













Product Deterioration: Do not use if they show evidence of microbial contamination, discoloration, drying or any other signs of deterioration.

DISPOSAL

After use, prepared plates, specimen/sample containers and other contaminated materials must be sterilized before discarding.

REFERENCES

1. Brewer 1940, J. Am Med. Assoc., 115, 598.
2. Brewer 1940, J. Bact., 39:10.

 GMP Good Manufacturing Practices Certified	 IVD For In Vitro Diagnostic Use	 QTY. Quantity	 LOT/ B. NO. Lot / Batch Number	 REF Catalogue Number	 Manufacturer
 Temperature Unit	 EC REP Authorized Representative <small>MedNet GmbH Birkstrasse 10, 49143 Muenster, Germany</small>	 CE European Conformity	 QR Code	 Consults Instructions for Use	 Best Before



NOTE: Please consult the Material Safety Data Sheet for information regarding hazards and safe handling Practices.
*For LabUse Only

