

## **CM 20241 – BHI AGAR W/ PABA (BRAIN HEART INFUSION W/ PABA AND AGAR)**

### INTENDED USE

For culturing of blood from patients under Sulphonamide therapy.

### PRODUCT SUMMARY AND EXPLANATION

BrainHeartInfusionw/ PABA is highly nutritious media which can support luxuriant growth of wide variety of microorganisms including bacteria, yeasts and moulds and is often used for isolation of pathogens from clinical specimens especially blood.

Para amino benzoic acid is an active inhibitor of the bacteriostasis produced by the sulfonamide drugs; also it serves as an accessory growth factor for several species of bacteria. Therefore, para amino benzoic acid incorporated in the medium helps to neutralize the effect of antimicrobials present in the blood of patients under sulphonamide therapy making isolation of organisms from blood easier. Agar in the medium reduces the oxygen tension and favors growth of facultative and obligatory anaerobic microorganisms.

### COMPOSITION

Ingredients	Gms / Ltr
Equivalent to Calf brain infusion from	12.500
Equivalent to Beef heart infusion from	5.000
Peptone	10.000
Dextrose (Glucose)	2.000
Sodium chloride	5.000
Disodium hydrogen phosphate	2.500
p-Amino benzoic acid (PABA)	0.050
Agar	1.000

### PRINCIPLE

Peptone and Calf brain infusion powder and Beef heart infusion powder infusion provides carbon, nitrogen, amino acids and vitamins. Dextrose serves as a source of energy. Sodium chloride helps in maintaining the osmotic equilibrium.

### INSTRUCTION FOR USE

Dissolve 38.05 grams in 1000 ml purified / distilled water.

Heat to boiling to dissolve the medium completely. Dispense as desired.

Sterilize by autoclaving at 15 lbs pressure (121°C) for 15 minutes. Cool to 45-50°C.

### QUALITY CONTROL SPECIFICATIONS

Appearance of Powder	: Cream to yellow homogeneous free flowing powder.
Appearance of prepared medium	: Light amber coloured, clear to very slightly opalescent solution without any precipitate.
pH (at 25°C)	: 7.4±0.2

### INTERPRETATION

Cultural characteristics observed after incubation with added 0.5 grams of sulphadiazine per litre.



Microorganism	ATCC	Inoculum (CFU/ml)	Growth	Incubation Temperature	Incubation Period
Bacteroides fragilis	25285	50-100	Good-luxuriant (anaerobically)	35-37°C	18-48 Hours
Candida albicans	10231	10-100	Good-luxuriant	25-30°C	24-48 Hours
Neisseria meningitidis	13090	50-100	Luxuriant	35-37°C	18-24 Hours
Streptococcus pneumoniae	6303	50-100	Luxuriant	35-37°C	18-24 Hours
Streptococcus pyogenes	19615	50-100	Good-luxuriant	35-37°C	18-24 Hours

#### PACKAGING:

In pack size of 500 gm bottles.

#### STORAGE

Dehydrated powder, hygroscopic in nature, store in a dry place, in tightly-sealed containers between 25-30°C and protect from direct sunlight. Under optimal conditions, the medium has a shelf life of 4 years. When the container is opened for the first time, note the time and date on the label space provided on the container. After the desired amount of medium has been taken out replace the cap tightly to protect from hydration.

Product Deterioration: Do not use if they show evidence of microbial contamination, discoloration, drying or any other signs of deterioration.




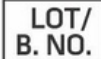








#### DISPOSAL

After use, prepared plates, specimen/sample containers and other contaminated materials must be sterilized before discarding.

#### REFERENCES

1. Isenberg, H.D. Clinical Microbiology Procedures Handbook 2nd Edition.
2. Jorgensen, J.H., Pfaller, M.A., Carroll, K.C., Funke, G., Landry, M.L., Richter, S.S and Warnock., D.W. (2015) Manual of Clinical Microbiology, 11th Edition. Vol. 1.
3. MacFaddin J. F., 1985, Media for the Isolation-Cultivation-Identification- Maintenance of Medical Bacteria, Vol. 1, Williams and Wilkins, Baltimore
4. Mirick G. S., 1943, Exp. Med., 78:255 5. Murray P. R., Baron E. J., Jorgensen J. H., Pfaller M. A., Tenover F. C., Tenover F. C., (Eds.), 8th (Eds.), 2003, Manual of Clinical Microbiology, ASM, Washington, D.C.



 GMP Good Manufacturing Practices Certified	 IVD For In Vitro Diagnostic Use	 QTY. Quantity	 LOT/ B. NO. Lot / Batch Number	 REF Catalogue Number	 Manufacturer
 Temperature Unit	 EC REP Authorized Representative <small>MedNet GmbH Birkstrasse 10, 48143 Muenster, Germany</small>	 European Conformity	 QR Code	 Consults Instructions for Use	 Best Before

NOTE: Please consult the Material Safety Data Sheet for information regarding hazards and safe handling Practices.  
\*For LabUse Only

