

CM 20277 – BLUE AGAR

INTENDED USE

For study of carbohydrate fermentation by adding carbohydrates.

PRODUCT SUMMARY AND EXPLANATION

Blue agar is a general purpose nutrient medium containing an acid base indicator, with appropriate additions it can be used in fermentation studies. Alkalization produces a blue colouration. Winkle recommended addition of 0.28g/l metachrome yellow to suppress the swarming of Proteus species.

COMPOSITION

Ingredients	Gms / Ltr
Peptic digest of animal tissue	10.000
Beef extract	5.000
Sodium chloride	5.000
Agar	15.000
Bromo thymol blue	0.080

PRINCIPLE

Peptic digest of animal tissue and beef extract provides essential nutrients for bacterial metabolism. Bromo thymol blue is a pH indicator for indicating the acid production due to carbohydrate fermentation. It turns yellow at acidic pH and imparts yellow colour to the colony.

INSTRUCTION FOR USE

Dissolve 35.08 grams in 1000 ml distilled water.

Heat to boiling to dissolve the medium completely.

Sterilize by autoclaving at 15 psi pressure (121°C) for 15 minutes.

If desired carbohydrates can be added to it before sterilization. Dispense as desired.

QUALITY CONTROL SPECIFICATIONS

Appearance of Powder : Light yellow to yellow with green tinge homogeneous free flowing powder

Appearance of prepared medium : Bluish green coloured clear to slightly opalescent gel forms in tubes as butts.

pH (at 25°C) : 7.6±0.2

INTERPRETATION

Cultural characteristics observed after incubation.

Microorganism	ATCC	Inoculum (CFU/ml)	Growth	Colour of colony (w/ added dextrose)	Incubation Temperature	Incubation Period
Escherichia coli	25922	50-100	Good-luxuriant	Yellow	35-37°C	18-24 Hours



Pseudomonas aeruginosa	9027	50-100	Good-luxuriant	Yellow	35-37°C	18-24 Hours
Salmonella Typhimurium	14028	50-100	Good-luxuriant	Yellow	35-37°C	18-24 Hours
Staphylococcus aureus	25923	50-100	Good-luxuriant	Yellow	35-37°C	18-24 Hours

PACKAGING:

Inpacksizeof500 gm bottles.

STORAGE

Dehydrated powder, hygroscopic in nature, store in a dry place, in tightly-sealed containers between 25-30°C and protect from direct sunlight. Under optimal conditions, the medium has a shelf life of 4 years. When the container is opened for the first time, note the time and date on the label space provided on the container. After the desired amount of medium has been taken out replace the cap tightly to protect from hydration.













Product Deterioration: Do not use if they show evidence of microbial contamination, discoloration, drying or any other signs of deterioration.

DISPOSAL

Afteruse,prepared plates, specimen/sample containers and other contaminated materials must be sterilized before discarding.

REFERENCES

1.WinkleS,1947,Sbl Bakt.1.Orig; 152:103

 GMP Good Manufacturing Practices Certified	 IVD For In Vitro Diagnostic Use	 QTY. Quantity	 LOT/ B. NO. Lot / Batch Number	 REF Cataloge Number	 Manufacturer
 Temperature Unit	 EC REP Authorized Representative <small>MedNet GmbH Birkstrasse 10, 48143 Münster, Germany</small>	 European Conformity	 QR Code	 Consults Instructions for Use	 Best Before

NOTE: Please consult the Material Safety Data Sheet for information regarding hazards and safe handling Practices.

*For LabUse Only

