

## CM 20337 – BUFFERED PEPTONE WATER (as per EP)

### INTENDED USE

For pre enrichment of injured Salmonella species prior to selective enrichment and isolation.

### PRODUCT SUMMARY AND EXPLANATION

Buffered Peptone Water is recommended by the European Pharmacopoeia for microbiological examination of non – sterile products. It is used in the preparation of the samples to dissolve or dilute water-soluble products (1:10 dilution) and non-fatty products insoluble in water (in general 1:10 dilution, but some may require larger volumes of Buffered Peptone Water) Fatty products are homogenized with a suitable sterile surface-active agent such as polysorbate or tween 80 heated if necessary to no more than 40°C or, in exceptional cases, to no more than 45°C. They are mixed carefully and if necessary the temperature is maintained in a water-bath. It is added enough of the pre-warmed Buffered Peptone Water diluent to make a 1:10 dilution of the original product.

### COMPOSITION

Ingredients	Gms / Ltr
Pancreatic digest of casein	1.000
Sodium chloride	4.300
Potassium dihydrogenphosphate	3.600
Disodium hydrogen phosphate dihydrate	7.200

### PRINCIPLE

Pancreatic digest of casein provides nitrogen, vitamins, minerals and amino acids essential for growth. Potassium phosphates act as a buffer system and Sodium chloride supplies essential electrolytes for transport and osmotic balance.

### INSTRUCTION FOR USE

- Dissolve 16.1 grams of the medium in one liter of distilled water.
- Mix well and dissolve by heating with frequent agitation.
- Boil for one minute until complete dissolution.
- Dispense into appropriate containers and sterilize in autoclave at 121 °C for 15 minutes.

### QUALITY CONTROL SPECIFICATIONS

- Appearance of Powder : White to cream homogeneous free flowing powder.
- Appearance of prepared medium : Colourless clear solution without any precipitate.
- pH (at 25°C) : 7.0±0.2

### INTERPRETATION

Cultural characteristics observed after incubation.

Microorganism	ATCC	Inoculum (CFU/ml)	Growth	Incubation Temperature	Incubation Period



Candida albicans	10231	10-100	Good	30-35°C	18-24 Hours
Salmonella Typhimurium	14028	50-100	Good	30-35°C	18-24 Hours
Aspergillus brasiliensis	16404	10-100	Good	30-35°C	18-24 Hours
Staphylococcus aureus	6538	50-100	Good	30-35°C	18-24 Hours
Bacillus subtilis	6633	50-100	Good	30-35°C	18-24 Hours
Escherichia coli	8739	50-100	Good	30-35°C	18-24 Hours

**PACKAGING:**

Inpacksizeof500 gm bottles.

**STORAGE**

Dehydrated powder, hygroscopic in nature, store in a dry place, in tightly-sealed containers between 25-30°C and protect from direct sunlight. Under optimal conditions, the medium has a shelf life of 4 years. When the container is opened for the first time, note the time and date on the label space provided on the container. After the desired amount of medium has been taken out replace the cap tightly to protect from hydration.









Product Deterioration: Do not use if they show evidence of microbial contamination, discoloration, drying or any other signs of deterioration.

**DISPOSAL**

Afteruse,prepared plates, specimen/sample containers and other contaminated materials must be sterilized before discarding.

**REFERENCES**

1.EuropeanPharmacopoeia 9.0

 GMP Good Manufacturing Practices Certified	 IVD For In Vitro Diagnostic Use	 QTY. Quantity	 LOT/ B. NO. Lot / Batch Number	 REF Cataloge Number	 Manufacturer
 Temperature Unit	 EC REP Authorized Representative <small>MedNet GmbH Birkstrasse 10, 48153 Muenster, Germany</small>	 European Conformity	 QR Code	 Consults Instructions for Use	 Best Before

NOTE: Please consult the Material Safety Data Sheet for information regarding hazards and safe handling Practices.

\*For LabUse Only



