

CM 20463 - CHROMOGENIC OGYE AGAR BASE

INTENDED USE

For isolation and enumeration of yeasts and moulds from milk and milk products using chromogenic substrates

PRODUCT SUMMARY AND EXPLANATION

ChromogenicOGYE Agar Base is a selective and differential medium, used for isolation and enumeration of yeast and molds from milk and milk products. It was originally formulated by Mossel et al. for the isolation and enumeration of yeasts and moulds from foodstuffs. Mossel et al. further added Oxytetracycline as a selective agent, which in a medium with a neutral pH gives increased counts of yeasts and moulds as compared to media having a low pH.

COMPOSITION

Ingredients	Gms / Ltr
Dextrose	20.000
Yeast extract	4.000
Agar	12.000
Chromogenic mixture	1.100

PRINCIPLE

Yeast extract provides essential growth nutrients while dextrose acts as carbon and energy source. The low pH helps to reduce the bacterial flora. Selectivity is further enhanced by Oxytetracycline, which inhibits the growth of Lactobacilli encountered in milk and milk-products at low pH. The addition of Chromogenic substrate allows rapid identification of yeasts and moulds isolates directly on primary isolation, by delivering light blue colour to *A. brasiliensis* colonies, green color to *C. albicans* and keeping *S. cerevisiae* colourless.

INSTRUCTION FOR USE

Suspend 37.10 grams in 1000 ml distilled water.

Gently heat to boiling with swirling to dissolve the agar completely.

Sterilize by autoclaving at 15 psi pressure (121°C) for 15 minutes.

Cool at 40 - 50°C.

Aseptically add rehydrated contents of 2 vial of Oxytetra Selective Supplement (TS 071).

Mix well and pour into sterile Petri plates.

QUALITY CONTROL SPECIFICATIONS

Appearance of powder	:	Cream to yellow homogeneous free flowing powder
Appearance of prepared medium	:	Light amber coloured, clear to slightly opalescent gel
pH (at 25°C)	:	7.0 ± 0.2

INTERPRETATION

Cultural characteristics observed after incubation with addition of Oxytetra Selective Supplement (TS 071), after incubation. Recovery rate is considered 100% for bacteria growth on Soya Agar and fungus growth on Sabouraud Dextrose Agar.

Microorganism	ATCC	Inoculum (CFU/ml)	Growth	Recovery	Colour of colony	Incubation Temp.	Incubation Period
<i>Aspergillus brasiliensis</i>	16404	50-100	Luxuriant	-	Light blue with black spores	25 - 30°C	48- 72 Hours



Candida albicans	10231	50-100	Luxuriant	>=50%	Green	25 - 30°C	48- 72 Hours
Saccharomyces cerevisiae	9763	50-100	Luxuriant	>=50%	Colourless	25 - 30°C	48- 72 Hours
Escherichia coli	25922	≥1000	Inhibited	0%	-	25 - 30°C	48- 72 Hours

PACKAGING

Inpacksizeof100gm & 500gm bottles.

STORAGE

Dehydrated powder, hygroscopic in nature, store in a dry place, in tightly-sealed containers between 2-8°C and protect from direct sunlight. Under optimal conditions, the medium has a shelf life of 4 years. When the container is opened for the first time, note the time and date on the label space provided on the container. After the desired amount of medium has been taken out replace the cap tightly to protect from hydration.










Product Deterioration: Do not use if powder show evidence of microbial contamination, discoloration, drying or any other signs of deterioration.

DISPOSAL

Afteruse,prepared plates, specimen/sample containers and other contaminated materials must be sterilized before discarding.

REFERENCES

1. MosselD.A.A. et al, 1970, J. Appl. Bact., 33:454.
2. MosselD.A.A., Harrewijn G.A. and Elzebrock J.M., 1973, UNICEF.
3. MosselD.A.A., Visser M. and Mengerink W.H.J., 1962, Lab. Prac.11:109

 GMP Good Manufacturing Practices Certified	 Best Before	 QTY. Quantity	 REF Catalogue Number	 Manufacturer
 Temperature Unit	 LOT/ B. NO. Lot / Batch Number	 Consults Instructions for Use	 QR Code	

NOTE: Please consult the Material Safety Data Sheet for information regarding hazards and safe handling Practices.

*ForLab Use Only