

## CM 20562 – DEXTROSE BROTH (GLUCOSE BROTH)

### INTENDED USE

For antibiotic sensitivity testing by tube dilution method for the isolation, cultivation and enumeration of different microorganisms.

### PRODUCT SUMMARY AND EXPLANATION

Dextrose in culture media serves as a source of energy. Dextrose Broth is useful when the organism has to be revived from small inocula. Dextrose Broth can also be used for anaerobic growth by the addition of 0.1- 0.2% Agar. Agar, thus added, helps to disperse the growth formed and also expel the CO<sub>2</sub> formed. Facultative aerobic organisms tend to grow near the surface, in upper zone of the tube. Dextrose Broth is used for antibiotic sensitivity testing using the tube dilution method. Sensitivity testing of neomycin and chlortetracycline is better done using this medium.

### COMPOSITION

Ingredients	Gms / Ltr
Tryptose	10.000
Beef extract	3.000
Dextrose (Glucose)	5.000
Sodium chloride	5.000

### PRINCIPLE

The medium consists of Beef extract and Tryptose which serve as sources of nitrogenous compounds, sulphur, carbon, vitamins and minerals. Dextrose is an energy source. Sodium chloride maintains the osmotic equilibrium of the medium.

### INSTRUCTION FOR USE

Dissolve 23 grams in 1000 ml purified/distilled water.

Heat if necessary to dissolve the medium completely.

Dispense into tubes or flasks or as desired and sterilize by autoclaving at 15psi pressure (121°C) for 15 minutes.

### QUALITY CONTROL SPECIFICATIONS

Appearance of Powder : Cream to yellow homogeneous free flowing powder.

Appearance of prepared medium : Light yellow coloured, clear solution in tubes.

pH (at 25°C) : 7.2 ± 0.2

### INTERPRETATION

Cultural characteristics observed after incubation.

Microorganism	ATCC	Inoculum (CFU/ml)	Growth	Gas	Growth (with 0.1% Agar)	Incubation Temperature	Incubation Period
Escherichia coli	25922	50-100	Good-luxuriant	Positive reaction	Good-luxuriant	35-37 °C	18-24 Hours



Neisseria gonorrhoeae	19424	50-100	Good-luxuriant	Negative reaction	Good-luxuriant	35-37 °C	18-24 Hours
Neisseria meningitidis	13090	50-100	Good-luxuriant	Negative reaction	Good-luxuriant	35-37 °C	18-24 Hours
Staphylococcus aureus subsp. aureus	25923	50-100	Good-luxuriant	Negative reaction	Good-luxuriant	35-37 °C	18-24 Hours
Streptococcus pyogenes	19615	50-100	Good-luxuriant	Negative reaction	Good-luxuriant	35-37 °C	18-24 Hours
Streptococcus pneumoniae	6305	50-100	Good-luxuriant	Negative reaction	Good-luxuriant	35-37 °C	18-24 Hours

**PACKAGING:**

Inpacksizeof100 gm and 500 gm bottles.

**STORAGE**

Dehydrated powder, hygroscopic in nature, store in a dry place, in tightly-sealed containers between 25-30°C and protect from direct sunlight. Under optimal conditions, the medium has a shelf life of 4 years. When the container is opened for the first time, note the time and date on the label space provided on the container. After the desired amount of medium has been taken out replace the cap tightly to protect from hydration.

Product Deterioration: Do not use if they show evidence of microbial contamination, discoloration, drying or any other signs of deterioration.













**DISPOSAL**

Afteruse,prepared plates, specimen/sample containers and other contaminated materials must be sterilized before discarding.

**REFERENCES**

1. Isenberg, H.D. Clinical Microbiology Procedures Handbook 2nd Edition.
2. Jorgensen, J.H., Pfaller, M.A., Carroll, K.C., Funke, G., Landry, M.L., Richter, S.S and Warnock., D.W. (2015) Manual of Clinical Microbiology, 11th Edition. Vol. 1.
3. MacFaddin J. F., 1985, Media for Isolation-Cultivation-Identification-Maintenance of Medical Bacteria, Vol. 1, Williams and Wilkins, Baltimore.
4. Medical Bacteria, Vol. 1, Williams and Wilkins, Baltimore Walsbren and Dunnette A., 1951, Am. J. Clin. Path., 21:884.
5. Salfinger Y., and Tortorello M.L., 2015, Compendium of Methods for the Microbiological Examination of Foods, 5th Ed., American Public Health Association, Washington, D.C.



 GMP Good Manufacturing Practices Certified	 IVD For In Vitro Diagnostic Use	 QTY. Quantity	 LOT/ B. NO. Lot / Batch Number	 REF Cataloge Number	 Manufacturer
 Temperature Unit	 EC REP Authorized Representative <small>MedNet GmbH Buckstraße 10 48163 Münster, Germany</small>	 European Conformity	 QR Code	 Consults Instructions for Use	 Best Before

NOTE: Please consult the Material Safety Data Sheet for information regarding hazards and safe handling Practices.

\*For LabUse Only

