

## CM 20563 – DEXTROSE BROTH (GLUCOSE BROTH) (VEG.)

### INTENDED USE

For antibiotic sensitivity testing by tube dilution method for the isolation, cultivation and enumeration of different microorganisms.

### PRODUCT SUMMARY AND EXPLANATION

These media are prepared by completely replacing animal based peptones with vegetable peptones. Dextrose Veg media are the modification of Dextrose Media which are used for the cultivation of wide variety of microorganisms and specially used for making Dextrose Blood Agar. Dextrose Broth (Veg) like the conventional medium is used for antibiotic sensitivity testing using tube dilution method. This broth was found to be superior compared to Soyabean Veg Medium, particularly for sensitivity testing of Neomycin and Chlortetracycline.

### COMPOSITION

Ingredients	Gms / Ltr
Veg hydrolysate No. 1	10.000
Veg extract	3.000
Dextrose	5.000
Sodium chloride	5.000

### PRINCIPLE

The medium consists of contains high concentration of dextrose as an energy source for the rapid growth of microorganisms. However, this medium is not very suitable for the study of haemolysis because of high sugar content. Veg extract and Veg Hydrolysate No. 1 serve as sources of nitrogenous compounds, sulphur, carbon, vitamins and minerals. Osmotic balance is maintained by sodium chloride.

### INSTRUCTION FOR USE

Dissolve 23 grams in 1000 ml purified/distilled water.  
Heat to boiling to dissolve the medium completely.  
Sterilize by autoclaving at 15psi pressure (121°C) for 15 minutes.  
Mix well and dispense as desired.

### QUALITY CONTROL SPECIFICATIONS

Appearance of Powder : Light yellow coloured may have slightly greenish tinge, homogeneous, free flowing powder.  
Appearance of prepared medium : Light yellow coloured, clear solution in tubes.  
pH (at 25°C) : 7.2 ± 0.2

### INTERPRETATION

Cultural characteristics observed after incubation.



Microorganism	ATCC	Inoculum (CFU/ml)	Growth	Growth w/ blood	Incubation Temperature	Incubation Period
Bordetella pertussis	8467	50-100	Good-luxuriant	Luxuriant	35-37 °C	18-24 Hours
Neisseria meningitidis	13090	50-100	Good-luxuriant	Luxuriant	35-37 °C	18-24 Hours
Neisseria gonorrhoeae	19424	50-100	Good-luxuriant	Luxuriant	35-37 °C	18-24 Hours
Streptococcus pyogenes	19615	50-100	Good-luxuriant	Luxuriant	35-37 °C	18-24 Hours
Clostridium perfringens	12919	50-100	fair-good	Luxuriant	35-37 °C	18-24 Hours

**PACKAGING:**

In pack size of 100 gm and 500 gm bottles.

**STORAGE**

Dehydrated powder, hygroscopic in nature, store in a dry place, in tightly-sealed containers between 25-30°C and protect from direct sunlight. Under optimal conditions, the medium has a shelf life of 4 years. When the container is opened for the first time, note the time and date on the label space provided on the container. After the desired amount of medium has been taken out replace the cap tightly to protect from hydration.

Product Deterioration: Do not use if they show evidence of microbial contamination, discoloration, drying or any other signs of deterioration.













**DISPOSAL**

After use, prepared plates, specimen/sample containers and other contaminated materials must be sterilized before discarding.

**REFERENCES**

1. Norton, 1932, J. Lab. Clin. Med., 17:585.
2. Walsbren Carr and Dunnett, 1951, Am. J. Clin. Path. 21:884.



 GMP Good Manufacturing Practices Certified	 IVD For In Vitro Diagnostic Use	 QTY. Quantity	 LOT/ B. NO. Lot / Batch Number	 REF Catalogue Number	 Manufacturer
 Temperature Unit	 EC REP Authorized Representative <small>MedNet GmbH Buckstraße 10 48163 Münster, Germany</small>	 European Conformity	 QR Code	 Consults Instructions for Use	 Best Before

NOTE: Please consult the Material Safety Data Sheet for information regarding hazards and safe handling Practices.

\*For LabUse Only

