

## CM 20602 – DISINFECTANT TEST BROTH (as per AOAC)

### INTENDED USE

For checking disinfectants.

### PRODUCT SUMMARY AND EXPLANATION

Bacteria in the genus *Staphylococcus* are pathogens of man and other mammals. Traditionally they were divided into two groups on the basis of their ability to clot blood plasma (the coagulase reaction). The coagulase-positive *Staphylococci* constitute the most pathogenic species *Staphylococcus aureus*. The presence of *Staphylococci* in a lesion might first be suspected after examination of a direct gram stain. However, small numbers of bacteria in blood preclude microscopic examination and require culturing first.

Disinfectant Test Broth, AOAC is prepared according to the formula of AOAC and is used for daily transfer of cultures required in testing disinfectants and especially for determining phenol coefficients of disinfectants.

### COMPOSITION

Ingredients	Gms / Ltr
Peptone	10.000
Beef extract	5.000
Sodium chloride	5.000

### PRINCIPLE

The medium consists of peptone and beef extract which provide necessary nutrients to the growth of test organisms like *Pseudomonas aeruginosa* and *Staphylococcus aureus*. Presence of sodium chloride balances the osmotic equilibrium.

### INSTRUCTION FOR USE

Dissolve 20.0 grams in 1000 ml purified/distilled water.

Heat if necessary to dissolve the medium completely.

Dispense as desired and Sterilize by autoclaving at 15 psi pressure (121°C) for 15 minutes. Cool to 45-50°C.

### QUALITY CONTROL SPECIFICATIONS

Appearance of Powder : Cream to yellow homogeneous free flowing powder.

Appearance of prepared medium : Yellow coloured, clear solution without any precipitate.

pH (at 25°C) : 6.8 ± 0.2

### INTERPRETATION

Cultural characteristics observed after incubation.

Microorganism	ATCC	Inoculum (CFU/ml)	Growth	Incubation Temperature	Incubation Period
<i>Staphylococcus aureus</i> subsp. <i>aureus</i>	25923	50-100	Luxuriant	35-37°C	18-24 Hours



Staphylococcus aureus subsp. aureus	6538	50-100	Luxuriant	35-37°C	18-24 Hours
Escherichia coli	25922	50-100	Good-luxuriant	35-37°C	18-24 Hours
Pseudomonas aeruginosa	27853	50-100	Good-luxuriant	35-37°C	18-24 Hours

**PACKAGING:**

Inpacksizeof500 gm bottles.

**STORAGE**

Dehydrated powder, hygroscopic in nature, store in a dry place, in tightly-sealed containers between 25-30°C and protect from direct sunlight. Under optimal conditions, the medium has a shelf life of 4 years. When the container is opened for the first time, note the time and date on the label space provided on the container. After the desired amount of medium has been taken out replace the cap tightly to protect from hydration.




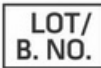








Product Deterioration: Do not use if they show evidence of microbial contamination, discoloration, drying or any other signs of deterioration.

**DISPOSAL**

Afteruse,prepared plates, specimen/sample containers and other contaminated materials must be sterilized before discarding.

**REFERENCES**

1. Association of Analytical Chemists (AOAC), 1960, 9th ed., Published by AOAC International.
2. Isenberg, H.D. Clinical Microbiology Procedures Handbook 2nd Edition.
3. Jorgensen, J.H., Pfaller, M.A., Carroll, K.C., Funke, G., Landry, M.L., Richter, S.S and Warnock., D.W. (2015) Manual of Clinical Microbiology, 11th Edition. Vol. 1.
4. Journal of AOAC, 1964, 47:176.
5. Methods of Analysis AOAC, 1980, 13th ed.

 GMP Good Manufacturing Practices Certified	 IVD For In Vitro Diagnostic Use	 QTY. Quantity	 LOT/ B. NO. Lot / Batch Number	 REF Catalogue Number	 Manufacturer
 Temperature Unit	 EC REP Authorized Representative <small>MedNet GmbH Bokstrasse 10, 48153 Muenster, Germany</small>	 European Conformity	 QR Code	 Consults Instructions for Use	 Best Before

NOTE: Please consult the Material Safety Data Sheet for information regarding hazards and safe handling Practices.

\*For LabUse Only