

CM 20612 – DRAKE'S MEDIUM 10

INTENDED USE

For cultivation of Pseudomonas species from water.

PRODUCT SUMMARY AND EXPLANATION

This medium is used for cultivation of Pseudomonas species from water samples. It is relatively simple medium.

COMPOSITION

Ingredients	Gms / Ltr
DL-Asparagine	3.20
L-Proline	1.60
Dipotassium hydrogen phosphate	1.60
Magnesium sulphate	0.80
Potassium sulphate	16.000

PRINCIPLE

The medium consists of amino acids, DL-Asparagine and L-Proline which serve as nitrogen sources while magnesium salts provide the ions for the growth of Pseudomonas species. Dipotassium hydrogen phosphate helps in maintaining buffering conditions of the medium.

INSTRUCTION FOR USE

Dissolve 23.2grams in 1000 ml purified/distilled water containing 38.6 ml ethanol.

Heat to boiling to dissolve the medium completely.

Dispense in tubes or flasks or as desired and sterilize by autoclaving at 15 psi pressure (121°C) for 15 minutes.

QUALITY CONTROL SPECIFICATIONS

Appearance of Powder : White coloured, homogeneous, free flowing powder.

Appearance of prepared medium : Clear colourless solution, having some white precipitate.

INTERPRETATION

Cultural characteristics observed after incubation.

Microorganism	ATCC	Inoculum (CFU/ml)	Growth	Incubation Temperature	Incubation Period
Pseudomonas aeruginosa	27853	50-100	Luxuriant	35-37°C	18-24 Hours
Stenotrophomonas maltophilia	13637	50-100	Luxuriant	35-37°C	18-24 Hours



PACKAGING:

Inpacksizeof500 gm bottles.

STORAGE

Dehydrated powder, hygroscopic in nature, store in a dry place, in tightly-sealed containers between 25-30°C and protect from direct sunlight. Under optimal conditions, the medium has a shelf life of 4 years. When the container is opened for the first time, note the time and date on the label space provided on the container. After the desired amount of medium has been taken out replace the cap tightly to protect from hydration.







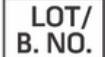


Product Deterioration: Do not use if they show evidence of microbial contamination, discoloration, drying or any other signs of deterioration.

DISPOSAL

Afteruse,prepared plates, specimen/sample containers and other contaminated materials must be sterilized before discarding.

REFERENCES

1. Baird R.B., Eaton A.D., and Rice E.W., (Eds.), 2015, Standard Methods for the Examination of Water and Wastewater, 23rd ed., APHA, Washington, D.C.
2. Isenberg, H.D. Clinical Microbiology Procedures Handbook 2nd Edition.
3. Jorgensen, J.H., Pfaller, M.A., Carroll, K.C., Funke, G., Landry, M.L., Richter, S.S and Warnock., D.W. (2015) Manual of Clinical Microbiology, 11th Edition. Vol. 1.

 GMP Good Manufacturing Practices Certified	 Best Before	 Quantity	 Cataloge Number	 Manufacturer
 Temperature Unit	 Lot / Batch Number	 Consults Instructions for Use	 QR Code	

NOTE: Please consult the Material Safety Data Sheet for information regarding hazards and safe handling Practices.

*For LabUse Only