

CM 20614 – DRIGALSKI LITMUS LACTOSE AGAR

INTENDED USE

For detection and differentiation of enteric pathogens.

PRODUCT SUMMARY AND EXPLANATION

DrigalskiLitmusLactose Agar is formulated as per Drigalski and Conrad as a differential medium for the detection of enteric pathogens from water, meat, milk and other food materials.

COMPOSITION

Ingredients	Gms / Ltr
Peptone	7.000
Sodium chloride	5.000
Lactose	15.000
Litmus	1.200
Agar	13.000

PRINCIPLE

The medium consists of lactose as the source of carbon and fermentable carbohydrate. Peptone supplies essential nitrogenous nutrients to the microorganisms. Litmus is the pH indicator in the medium. Lactose fermenters produce acid and thus change the colour of litmus to red forming red, colonies. Lactose non-fermenters form blue colonies on the medium. Inoculate culture from primary fermentation tubes showing gas either by four-quadrant streaking on the medium or by serial dilution and pour plate technique.

INSTRUCTION FOR USE

- Dissolve 41.2grams in 1000 ml purified/distilled water.
- Heat to boiling to dissolve the medium completely.
- Sterilize by autoclaving at 15 psi pressure (121°C) for 15 minutes. Cool to 45-50°C.
- Mix well and pour into sterile Petri plates.

QUALITY CONTROL SPECIFICATIONS

- Appearance of Powder : Cream to yellow homogeneous free flowing powder, may have slight dye particles.
- Appearance of prepared medium : Purplish blue coloured, clear to slightly opalescent gel forms in Petri plates.
- pH (at 25°C) : 7.4 ± 0.2

INTERPRETATION

Cultural characteristics observed after incubation.

Microorganism	ATCC	Inoculum (CFU/ml)	Growth	Recovery	Colour of colony	Incubation Temperature	Incubation Period
---------------	------	-------------------	--------	----------	------------------	------------------------	-------------------



Enterococcus faecalis	29212	50-100	Fair-good	20-40%	Orange-red	35-37°C	18-24 Hours
Escherichia coli	25922	50-100	Luxuriant	>=70%	Orange-red	35-37°C	18-24 Hours
Salmonella Typhimurium	14028	50-100	Luxuriant	>=70%	Blue	35-37°C	18-24 Hours
Shigella flexneri	12022	50-100	Luxuriant	>=70%	Blue	35-37°C	18-24 Hours
Staphylococcus aureus subsp. aureus	25923	50-100	Good	40-50%	Orange-red	35-37°C	18-24 Hours

PACKAGING:

Inpacksizeof500 gm bottles.

STORAGE

Dehydrated powder, hygroscopic in nature, store in a dry place, in tightly-sealed containers between 25-30°C and protect from direct sunlight. Under optimal conditions, the medium has a shelf life of 4 years. When the container is opened for the first time, note the time and date on the label space provided on the container. After the desired amount of medium has been taken out replace the cap tightly to protect from hydration.







Product Deterioration: Do not use if they show evidence of microbial contamination, discoloration, drying or any other signs of deterioration.

DISPOSAL

Afteruse,prepared plates, specimen/sample containers and other contaminated materials must be sterilized before discarding.

REFERENCES

1. Drigalski V. and Conrad H., 1902, Z. Hyg. Infektionskr., 39:283
2. Isenberg, H.D. Clinical Microbiology Procedures Handbook 2nd Edition.
3. Jorgensen, J.H., Pfaller, M.A., Carroll, K.C., Funke, G., Landry, M.L., Richter, S.S and Warnock., D.W. (2015) Manual of Clinical Microbiology, 11th Edition. Vol. 1.
4. MacFaddin J., 1985, Media for Isolation-Cultivation-Identification-Maintenance of Medical Bacteria, Vol. I, Williams and Wilkins, Baltimore.

 GMP Good Manufacturing Practices Certified	 IVD For In Vitro Diagnostic Use	 QTY. Quantity	 LOT/ B. NO. Lot / Batch Number	 REF Catalogue Number	 Manufacturer
 Temperature Unit	 EC REP Authorized Representative <small>MedNet GmbH Buckstrasse 10, 48153 Muenster, Germany</small>	 European Conformity	 QR Code	 Consults Instructions for Use	 Best Before

NOTE: Please consult the Material Safety Data Sheet for information regarding hazards and safe handling Practices.

*ForLabUseOnly



