

CM 20621 – E.T. MEDIUM

INTENDED USE

For production of Clostridia for enterotoxin production.

PRODUCT SUMMARY AND EXPLANATION

E.T. Medium is used for the mass cultivation of Clostridia for enterotoxin production. The media contains Liver, infusion from which due to its nutrients characteristics is recommended for cultivation of fastidious anaerobic bacteria such as Clostridia.

COMPOSITION

Ingredients	Gms / Ltr
Liver, infusion from	250.000
Beef heart, infusion from	250.000
Peptone, special	20.000
Sodium chloride	5.000
Dipotassium hydrogen phosphate	4.000

PRINCIPLE

The medium consists of Beef extract, infusion from, the muscle protein which provides amino acids and other nutrients. Sodium chloride in the medium maintains the osmotic balance of the medium.

INSTRUCTION FOR USE

Dissolve 39.0 grams in 1000 ml purified/distilled water.
Heat if necessary to dissolve the medium completely.
Dispense into tubes or flasks as desired and sterilize by autoclaving at 15 psi pressure (121°C) for 15 minutes.

QUALITY CONTROL SPECIFICATIONS

Appearance of Powder : Cream to brownish yellow coloured with pink tinge homogeneous free flowing powder.
Appearance of prepared medium : Amber coloured clear to slightly opalescent solution.
pH (at 25°C) : 8.4 ± 0.2

INTERPRETATION

Cultural characteristics observed under 10% Carbon dioxide (CO₂) after incubation.

Microorganism	ATCC	Inoculum (CFU/ml)	Growth	Incubation Temperature	Incubation Period



Staphylococcus aureus subsp. aureus	25923	50-100	Good-luxuriant	35-37°C	24-72 Hours
Clostridium botulinum	25763	50-100	Luxuriant	35-37°C	24-72 Hours
Clostridium perfringens	12924	50-100	Luxuriant	35-37°C	24-72 Hours
Clostridium sporogenes	11437	50-100	Luxuriant	35-37°C	24-72 Hours

PACKAGING:

Inpacksizeof500 gm bottles.

STORAGE

Dehydrated powder, hygroscopic in nature, store in a dry place, in tightly-sealed containers between 25-30°C and protect from direct sunlight. Under optimal conditions, the medium has a shelf life of 4 years. When the container is opened for the first time, note the time and date on the label space provided on the container. After the desired amount of medium has been taken out replace the cap tightly to protect from hydration.













Product Deterioration: Do not use if they show evidence of microbial contamination, discoloration, drying or any other signs of deterioration.

DISPOSAL

Afteruse,prepared plates, specimen/sample containers and other contaminated materials must be sterilized before discarding.

REFERENCES

1. Isenberg, H.D. Clinical Microbiology Procedures Handbook 2nd Edition.
2. Jorgensen, J.H., Pfaller, M.A., Carroll, K.C., Funke, G., Landry, M.L., Richter, S.S and Warnock., D.W.(2015) Manual of Clinical Microbiology, 11th Edition. Vol. 1.
3. Salfinger Y., and Tortorello M.L., 2015, Compendium of Methods for the Microbiological Examination of Foods, 5th Ed., American Public Health Association, Washington, D.C.

 GMP Good Manufacturing Practices Certified	 IVD For In Vitro Diagnostic Use	 QTY. Quantity	 LOT/ B. NO. Lot / Batch Number	 REF Catalogue Number	 Manufacturer
 Temperature Unit	 EC REP Authorized Representative <small>MedNet GmbH Birkstrasse 10, 48163 Maastricht, Germany</small>	 European Conformity	 QR Code	 Consults Instructions for Use	 Best Before

NOTE: Please consult the Material Safety Data Sheet for information regarding hazards and safe handling Practices.
*For LabUse Only