

## **CM 20691 – FERMENTATION MEDIUM FOR STAPHYLOCOCCUS AND MICROCOCCUS, W/ 0.2% AGAR**

### INTENDED USE

For studying fermentation by Staphylococcus species in accordance with FDA BAM, 1998.

### PRODUCT SUMMARY AND EXPLANATION

Fermentation Medium for Staphylococcus and Micrococcus, w/ 0.2% Agar is used for studying the fermentation characteristics of Staphylococcus species in accordance with FDA BAM, 1998. Staphylococci and Micrococci are the most frequently encountered cocci in the clinical laboratory. Both are gram positive and catalase positive. Ability to ferment glucose has served as the basis for differentiating staphylococci from the micrococci that lacks the ability to ferment glucose. Staphylococcus aureus is a primary pathogen, which may be associated with severe infection. Micrococci are generally strictaerobes and can reduce nitrate. Fermentation Medium for Staphylococcus and Micrococcus is recommended for differentiation of these two organisms on the basis of glucose fermentation.

### COMPOSITION

Ingredients	Gms / Ltr
Tryptone	10.000
Yeast extract	1.000
Dextrose (Glucose)	10.000
Bromo cresol purple	0.040
Agar	2.000

### PRINCIPLE

The medium consists of Tryptone and yeast extract which provide necessary nitrogenous nutrients for the organisms. Glucose is the fermentable carbohydrate source in the medium. Bromo cresol purple is the pH indicator. Incorporation of small amount of agar in this medium helps to create anaerobic condition in the depths of the tubes.

### INSTRUCTION FOR USE

- Dissolve 23.04 grams in 1000 ml purified / distilled water.
- Heat to boiling to dissolve the medium completely.
- Dispense in tubes and Sterilize by autoclaving at 10 psi pressure (115°C) for 20 minutes.
- Allow tubed medium to cool in an upright position.

### QUALITY CONTROL SPECIFICATIONS

Appearance of Powder	: Light yellow to greenish yellow homogeneous free flowing powder.
Appearance of prepared medium	: Purple coloured, clear to slightly opalescent gel forms in tubes as butts.
pH (at 25°C)	: 7.0 ± 0.2

### INTERPRETATION

Cultural characteristics observed after incubation.



Microorganism	ATCC	Inoculum (CFU/ml)	Growth	Acid production	Incubation Temperature	Incubation Period
Micrococcus luteus	10240	50-100	Good-luxuriant	Negative reaction, no colour change	35-37°C	18-24 Hours
Staphylococcus aureus subsp. aureus	25923	50-100	Good-luxuriant	Positive reaction, yellow colour	35-37°C	18-24 Hours

**PACKAGING:**

Inpacksizeof500 gm bottles.

**STORAGE**

Dehydrated powder, hygroscopic in nature, store in a dry place, in tightly-sealed containers between 25-30°C and protect from direct sunlight. Under optimal conditions, the medium has a shelf life of 4 years. When the container is opened for the first time, note the time and date on the label space provided on the container. After the desired amount of medium has been taken out replace the cap tightly to protect from hydration.













Product Deterioration: Do not use if they show evidence of microbial contamination, discoloration, drying or any other signs of deterioration.

**DISPOSAL**

Afteruse,prepared plates, specimen/sample containers and other contaminated materials must be sterilized before discarding.

**REFERENCES**

1. Baker, J.S. 1984. Journal of clinical microbiology, 19(6): 875-879.
2. FDA, U.S. 1998. Bacteriological Analytical Manual. 8 ed. Gaithersburg, MD: AOAC International.
3. Finegold. and Baron. 1990. St. Louis.: The C.V. Mosby Co.
4. Smith, K. J., Neafie, R., Yeager, J. and Skelton, H. G 1999. British Journal of Dermatology, 141(3): 558- 561.

 GMP Good Manufacturing Practices Certified	 IVD For In Vitro Diagnostic Use	 QTY. Quantity	 LOT/ B. NO. Lot / Batch Number	 REF Cataloge Number	 Manufacturer
 Temperature Unit	 EC REP Authorized Representative <small>MedMet GmbH Bockstrasse 10, 48163 Muenster, Germany</small>	 European Conformity	 QR Code	 Consults Instructions for Use	 Best Before

NOTE: Please consult the Material Safety Data Sheet for information regarding hazards and safe handling Practices.

\*For LabUse Only

