

CM 20700 – FLUID LACTOSE MEDIUM (LACTOSE BROTH) (as per USP)

INTENDED USE

For detection of coliform bacteria in water, foods and dairy products.

PRODUCT SUMMARY AND EXPLANATION

Fluid Lactose Medium is recommended by APHA and United States Pharmacopoeia in the performance and confirmation of the presumptive test for coliform bacteria in water, food and milk. This medium can be used as an alternate to Lauryl Sulphate Broth in the presumptive test of the MPN of standard coliforms. This medium is also used for pre-enrichment of Salmonella for its detection in pharmaceutical raw materials.

Members of the coliform group are defined as aerobic and facultative anaerobic gram-negative and non-sporing bacilli which ferment lactose with gas formation within 48 hours at 35°C. In testing dairy products, Fluid Lactose Medium is used only in the completed test. Large water samples may require double strength Fluid Lactose Medium to minimize the final volume.

COMPOSITION

Ingredients	Gms / Ltr
Pancreatic digest of gelatin	3.000
Beef extract	5.000
Lactose	5.000

PRINCIPLE

The medium consists of Pancreatic digest of gelatin and beef extract which supply essential nutrients to the organisms. Lactose is a fermentable carbohydrate for the coliforms. Tubes of Fluid Lactose Medium are inoculated with dilutions of water or milk, etc. under test, and incubated at 35-37°C and examined for gas formation after 24 and 48 hours.

INSTRUCTION FOR USE

Dissolve 13.0 grams in 1000 ml purified / distilled water.

Heat if necessary to dissolve the medium completely. For larger inocula (10 ml or more), concentrated medium may be prepared to account for medium dilution by the inoculum.

Dispense in tubes containing inverted fermentation vial (Durham's tube) as desired.

Sterilize by autoclaving at 15 psi pressure (121°C) for 15 minutes.

QUALITY CONTROL SPECIFICATIONS

Appearance of Powder : Cream to yellow homogeneous free flowing powder.

Appearance of prepared medium : Light amber coloured, clear solution in tubes.

pH (at 25°C) : 6.9 ± 0.2

INTERPRETATION

Cultural characteristics observed after incubation.

Microorganism	ATCC	Inoculum (CFU/ml)	Growth	Gas	Incubation Temperature	Incubation Period



Enterobacter aerogenes	13048	50-100	Luxuriant	Positive reaction	35-37°C	18-48 Hours
Escherichia coli	8739	50-100	Luxuriant	Positive reaction	35-37°C	18-48 Hours
Enterococcus faecalis	29212	50-100	Luxuriant	Negative reaction	35-37°C	18-48 Hours
Pseudomonas aeruginosa	9027	50-100	Luxuriant	Negative reaction	35-37°C	18-48 Hours

PACKAGING:

Inpacksizeof100 gm and 500 gm bottles.

STORAGE

Dehydrated powder, hygroscopic in nature, store in a dry place, in tightly-sealed containers between 25-30°C and protect from direct sunlight. Under optimal conditions, the medium has a shelf life of 4 years. When the container is opened for the first time, note the time and date on the label space provided on the container. After the desired amount of medium has been taken out replace the cap tightly to protect from hydration.










Product Deterioration: Do not use if they show evidence of microbial contamination, discoloration, drying or any other signs of deterioration.

DISPOSAL

After use, prepared plates, specimen/sample containers and other contaminated materials must be sterilized before discarding.

REFERENCES

1. United States Pharmacopoeia 2008, US Pharmacopoeial Convention, Inc., Rockville, MD
2. Eaton A. D., Clesceri L. S. and Greenberg A W., (Eds.), 2005, Standard Methods for the Examination of Water and Wastewater, 21st ed., APHA, Washington, D.C.
3. Downes F P and Ito K (Eds.), 2001, Compendium of Methods For The Microbiological Examination of Foods, 4th ed., APHA, Washington, D.C
4. Wehr H M and Frank J H., 2004, Standard Methods for the Examination of Dairy Products, 17th ed., APHA Inc., Washington, D.C.

 Good Manufacturing Practices Certified	 Best Before	 Quantity	 Catalogue Number	 Manufacturer
 Temperature Unit	 Lot / Batch Number	 Consults Instructions for Use	 QR Code	

NOTE: Please consult the Material Safety Data Sheet for information regarding hazards and safe handling Practices.

*For LabUse Only



