

CM 23249 – MURASHIGE & SKOOG MEDIUM (With Vitamins & MES Buffer)

INTENDED USE

Supports or facilitate plant growth and/or shoot proliferation in two or more plant tissue cultures (both in monocotyledons and dicotyledons).

COMPOSITION

Ingredients	Mg / Ltr
Cobalt chloride (Hexa hydrate)	0.025
Copper sulphate (Penta hydrate)	0.025
EDTA disodium salt.2H ₂ O	37.300
Ferrous sulphate.7H ₂ O	27.80
Boric acid	6.200
Potassium iodide	0.830
Calcium chloride.2H ₂ O	440.00
Manganese sulphate (monohydrate)	16.900
Sodium molybdate (Dihy)	0.250
Zince sulphate.7H ₂ O	8.600
Potassium dihydrogen phosphate	170.000
Potassium nitrate	1900.000
Magnesium sulphate	180.69
Ammonium nitrate	1650.000
myo-inositol	100.000
Thiamine HCl	0.100
Glycine	2.000
Nicotinic acid	0.500
Pyridoxine HCl	0.500
MES Buffer	500.000

Formula weight: 5.04 gms/ltr

QUALITY CONTROL SPECIFICATIONS

Appearance of Powder : White to light tan with homogenous mixture of free flowing powder.
 Appearance of prepared medium : Colorless to slight yellow solution, clear, complete.
 pH(at 25°C) : 4.8 ± 0.2

INSTRUCTION FOR USE

Dissolve 5.04gms of dehydrated medium in 600ml of distilled or deionized water at room temperature (15-30°C). Rinse media vial with small quantity of distilled water to remove traces of powder. Add the desired heat stable supplements prior to autoclaving. Continue stirring until the powder has dissolved. Sometimes media does not dissolve completely unless the pH is reduced. For these, lower the pH to about 3.0 to facilitate dissolution of media. The pH of medium is adjusted by using 1N HCL/ 1N NaOH/ 1N KOH. Make up the final volume to 1000ml with distilled water. Mix gently, heat and rotate between intervals until the solution becomes clear. Do not boil, reheat and allow to cool below 50°C during dispensing. Dispense the medium into suitable containers, plug or cap, then autoclave at 15psi (121°C) for 15 minutes,












using a slow exhaust cycle. Higher temperatures and/or longer times are not recommended. Cool the autoclaved culture vessels containing medium to 45-50°C and aseptically add desired sterile heat-labile substrate.

Note: Media should be prepared according to formula mentioned on the label however, it is recommended to use an entire container at once. Heat-labile substrates should be added, after autoclaving.

STORAGE

Dehydrated plant tissue culture media is hygroscopic and should be protected from sunlight and moisture. Store the prepared medium at 2–8°C away from direct light. Medium should be used before the expiry date. The entire volume of each bottle should be used immediately after opening or else the unused portion should be stored in desiccators and refrigerated at 2–8°C.

 GMP Good Manufacturing Practices Certified	 Best Before	 QTY. Quantity	 REF Catalogue Number	 Manufacturer
 Temperature Unit	 LOT/ B. NO. Lot / Batch Number	 Consults Instructions for Use	 QR Code	

NOTE: Please consult the Material Safety Data Sheet for information regarding hazards and safe handling Practices.

*For LabUse Only